

LISSÉ Three-hole basin mixer with pop-up waste - Dark Chrome








LISSÉ

20 713 845 Product version from 3/9/2016

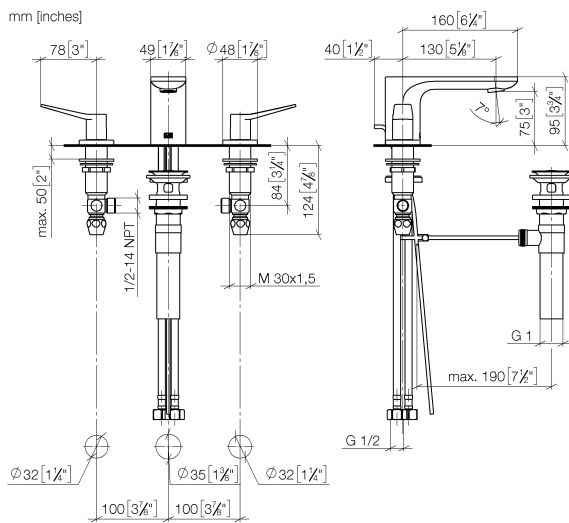


- 130mm projection
- 1 1/4" pop-up waste
- fixed spout
- circular, air-enriched flow
- height of mixer 95 mm
- height up to aerator 75 mm
- hole diameter valve 32 mm
- hole diameter spout 35 mm
- rosette Ø 48 mm
- max. flow 4.5 l/min
- lead-free
- This product can help a building meet the requirements of Green Building Rating Systems, e.g. LEED®, BREEAM®, DGNB

Only suitable for basins with an overflow.

	Dark Chrome	20 713 845-19 0010
	Chrome	20 713 845-00 0010
	Brushed Platinum	20 713 845-06 0010
	Brushed Light Gold	20 713 845-27 0010
	Matte Black	20 713 845-33 0010
	Brushed Chrome	20 713 845-93 0010
	Brushed Dark Platinum	20 713 845-99 0010

20 713 845 Product version from 3/9/2016



Codes & Standards

ADA	ASME A112.18.1	California Energy Commission (CEC)	cUPC
EPA WaterSense	NSF372	NSF61	WaterSense



Certificates and sustainability

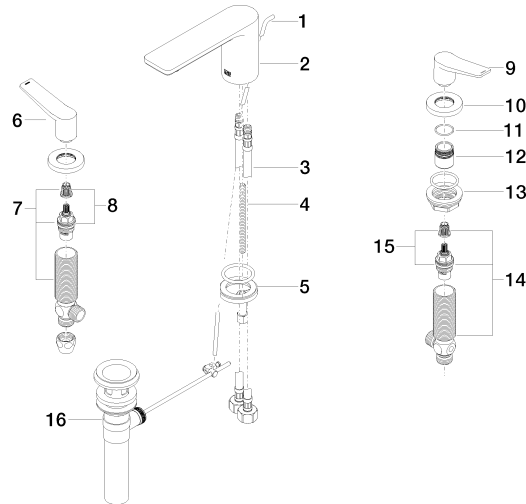
IAPMO_8834	IAPMO_N-4	IAPMO_4976	IAPMO_6
------------	-----------	------------	---------

LISSÉ Three-hole basin mixer with pop-up waste - Dark Chrome

LISSÉ

20 713 845 Product version from 3/9/2016

Parts for other
finishes can be found
here: [Chrome](#)



Spare parts list

No.	Item Number	Name	Quantity used	Delivery time
6	09 20 84 025-19	handle (hot)	1.00	60
1	09 31 09 120-19	pull-rod	1.00	60
3	04 30 04 019 00 90	hose	2.00	2
14	04 17 11 055 50 90	side panel	1.00	2
15	90 90 03 150 00 90	top	1.00	2
13	04 23 10 032 78 90	fixing set	2.00	2
10	09 27 84 023-19	rosette	2.00	60
16	90 11 01 023 00-19	pop-up waste	1.00	20
4	09 31 11 012 90	pin	1.00	2
5	04 30 11 038 75 90	fixing set	1.00	2
7	04 17 11 055 51 90	side panel	1.00	2
12	09 18 40 206 90	ring	2.00	2
9	09 20 84 024-19	handle (cold)	1.00	60
11	09 14 10 098 90	seal	2.00	2
2	90 11 84 013 02-19	spout	1.00	20
8	90 90 03 151 00 90	top	1.00	2