

META Hand shower set FlowReduce - Brushed Dark Platinum











META

27 805 625 Product version from 6/30/2015 to 5/15/2020



- COMPACT RAIN, max. flow rate 6.8 l/min (at 3 bar)
- spray head Ø 100mm
- three settings: normal flow, soft flow, massage flow
- with anti-scale system
- metal shower hose 1250mm with integrated anti-twist protection
- shower holder rosette Ø 55mm
- This product reduces water consumption by 28% (compared to requirements of EPAct '92)
- This product can contribute to Water Use Reduction in LEED® Green Building Rating
- This product can help a building meet the requirements of Green Building Rating Systems, e.g. LEED®, BREEAM®, DGNB

Intrinsic protection against back flow.

	Brushed Dark Platinum	27 805 625-99 0010
	Chrome	27 805 625-00 0010
	Brushed Platinum	27 805 625-06 0010
	Dark Chrome	27 805 625-19 0010
	Light Gold	27 805 625-26 0010
	Brushed Light Gold	27 805 625-27 0010
	Brushed Durabronze (23kt Gold)	27 805 625-28 0010
	Matte Black	27 805 625-33 0010
	Brushed Bronze	27 805 625-42 0010
	Brushed Champagne (22kt Gold)	27 805 625-46 0010
	Champagne (22kt Gold)	27 805 625-47 0010
	Brushed Chrome	27 805 625-93 0010

Recommended miscellaneous

Concealed adapter -

35 080 970-90
0010



Recommended miscellaneous

Wall elbow - Brushed Dark Platinum

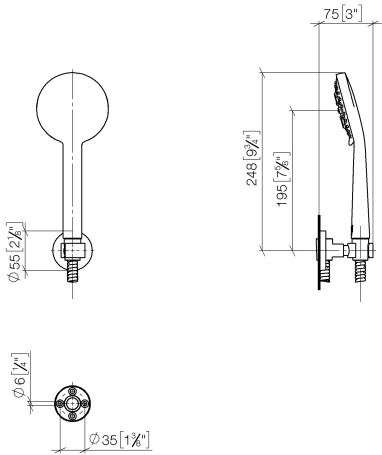
28 450 625-99



27 805 625

Product version from 6/30/2015 to 5/15/2020

mm [inches]



Codes & Standards			
ASME A112.18.1	California Energy Commission (CEC)	cUPC	DIN 4109
ISO 3822	Ü-Zeichen		

Certificates and sustainability	
LGA_29	IAPMO_4976 (

