

MADISON Metal hand shower with porcelain insert (white) FlowReduce - Durabrand (23kt Gold)








MADISON

28 002 970



- COMPACT RAIN, max. flow rate 6.8 l/min (at 3 bar)
- spray head Ø 64mm
- 1/2" connection
- This product reduces water consumption by 28% (compared to requirements of EPA '92)
- This product can contribute to Water Use Reduction in LEED® Green Building Rating
- This product can help a building meet the requirements of Green Building Rating Systems, e.g. LEED®, BREEAM®, DGNB

Intrinsic protection against back flow.

	Durabrand (23kt Gold)	28 002 970-09 0010
	Chrome	28 002 970-00 0010
	Brushed Platinum	28 002 970-06 0010
	Platinum	28 002 970-08 0010
	Brushed Durabrand (23kt Gold)	28 002 970-28 0010
	Brushed Chrome	28 002 970-93 0010
	Brushed Dark Platinum	28 002 970-99 0010



MADISON Metal hand shower with porcelain insert (white) FlowReduce - Durabrand (23kt Gold)


MADISON

28 002 970
mm [inches]



Codes & Standards

ASME A112.18.1	California Energy Commission (CEC)	cUPC	DIN 4109
EPA WaterSense	ISO 3822	Ü-Zeichen	WaterSense



Certificates and sustainability

IAPMO_11777	LGA_8	IAPMO_4976 (
-------------	-------	--------------

MADISON Metal hand shower with porcelain insert (white) FlowReduce - Durabrand (23kt Gold)

MADISON

28 002 970

Parts for other
finishes can be found
here: [Chrome](#)



Spare parts list

No.	Item Number	Name	Quantity used	Delivery time
1	90 12 01 010 00 90	set	1.00	2
3	09 24 04 059 20-09	nipple	1.00	40
5	90 28 22 033 00-09	insert	1.00	-
Spare part can no longer be ordered, please order the replacement item				
2	09 14 10 069 90	seal	1.00	2
7	09 23 01 166 90	flow reducer	1.00	2
6	11 167 820 60	handle	1.00	2
4	09 14 10 042 90	seal	1.00	2
8	09 23 01 039 90	sieve	1.00	2