



28 012 979



Fits: IMO, LULU, MADISON, MEM, TARA, CL.1, LISSÉ, VAIA, META, CYO

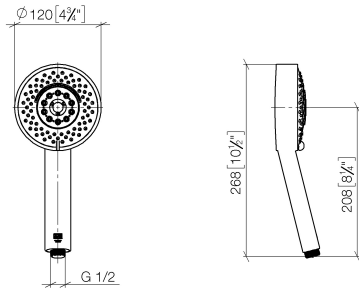
- Four settings: COMPACT RAIN, COMPACT SOFT FLOW, COMPACT AQUAPRESSURE FLOW, COMPACT CASCADE, max. flow rate 6.8 l/min (at 3 bar)
- with anti-scale system
- spray head Ø 120mm
- 1/2" connection
- This product reduces water consumption by % (compared to requirements of EAct '92)
- This product can contribute to Water Use Reduction in LEED® Green Building Rating
- This product can help a building meet the requirements of Green Building Rating Systems, e.g. LEED®, BREEAM®, DGNB

Intrinsic protection against back flow.

|   |                               |                    |
|---|-------------------------------|--------------------|
|    | Dark Chrome                   | 28 012 979-19 0010 |
|    | Chrome                        | 28 012 979-00 0010 |
|    | Brushed Platinum              | 28 012 979-06 0010 |
|    | Platinum                      | 28 012 979-08 0010 |
|    | Light Gold                    | 28 012 979-26 0010 |
|    | Brushed Light Gold            | 28 012 979-27 0010 |
|    | Brushed Durabrass (23kt Gold) | 28 012 979-28 0010 |
|    | Matte Black                   | 28 012 979-33 0010 |
|    | Brushed Bronze                | 28 012 979-42 0010 |
|    | Brushed Champagne (22kt Gold) | 28 012 979-46 0010 |
|   | Champagne (22kt Gold)         | 28 012 979-47 0010 |
|  | Brushed Chrome                | 28 012 979-93 0010 |
|  | Brushed Dark Platinum         | 28 012 979-99 0010 |

28 012 979

mm [inches]



Flow rate chart



Codes & Standards

|                                 |  |
|---------------------------------|--|
| ASME<br>A112.18.1/CSA<br>B125.1 | California Energy<br>Commission<br>(CEC) |
|---------------------------------|--|



## Hand shower FlowReduce - Dark Chrome

---

IMO

28 012 979

### Certificates

---

LGA\_29980.

28 012 979

Parts for other  
finishes can be found  
here: [Chrome](#)

