

## Hand shower FlowReduce - Champagne (22kt Gold)

IMO














28 015 979



Fits: IMO, LULU, MADISON, MEM, TARA, CL.1, LISSÉ, VAIA, META, CYO

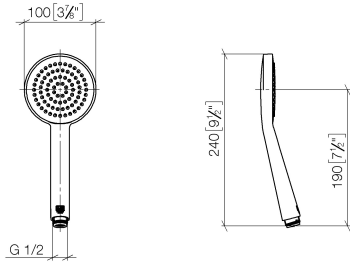
- COMPACT RAIN, max. flow rate 6.8 l/min (at 3 bar)
- with anti-scale system
- spray head Ø 100mm
- 1/2" connection
- This product reduces water consumption by % (compared to requirements of EAct '92)
- This product can contribute to Water Use Reduction in LEED® Green Building Rating
- This product can help a building meet the requirements of Green Building Rating Systems, e.g. LEED®, BREEAM®, DGNB

Intrinsic protection against back flow.

	Champagne (22kt Gold)	28 015 979-47 0010
	Chrome	28 015 979-00 0010
	Brushed Platinum	28 015 979-06 0010
	Platinum	28 015 979-08 0010
	Dark Chrome	28 015 979-19 0010
	Light Gold	28 015 979-26 0010
	Brushed Light Gold	28 015 979-27 0010
	Brushed Durabronze (23kt Gold)	28 015 979-28 0010
	Matte Black	28 015 979-33 0010
	Brushed Bronze	28 015 979-42 0010
	Brushed Champagne (22kt Gold)	28 015 979-46 0010
	Brushed Chrome	28 015 979-93 0010
	Brushed Dark Platinum	28 015 979-99 0010

28 015 979

mm [inches]



Flow rate chart



Codes & Standards

ASME  
A112.18.1/CSA  
B125.1

California Energy  
Commission  
(CEC)

Water Sense





# Hand shower FlowReduce - Champagne (22kt Gold)

IMO

28 015 979

## Certificates

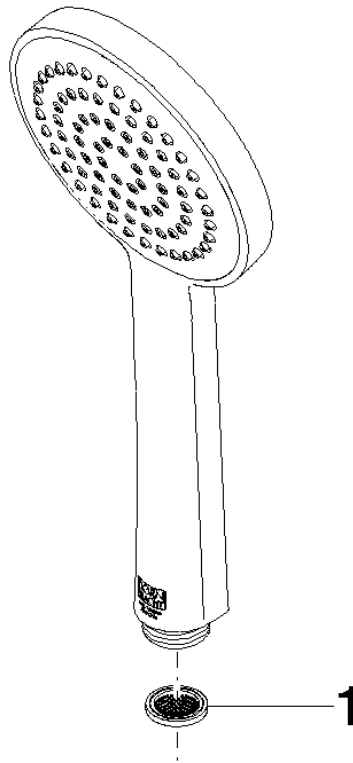
IAPMO\_11777.

DVGW\_DW-  
6517DN0129.

LGA\_29981.

28 015 979

Parts for other finishes can be found here: [Chrome](#)



Spare parts list

No.	Item Number	Name	Quantity used	Delivery time
1	09 23 01 039 90	sieve	1	2