

Hand shower FlowReduce - Dark Chrome

IMO














28 016 979



Fits: IMO, LULU, MADISON, MEM, TARA, CL.1, LISSÉ, VAIA, META, CYO

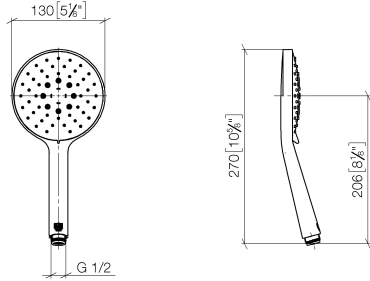
- Three or five settings: COMPACT RAIN, COMPACT SOFT FLOW, COMPACT AQUAPRESSURE FLOW, max. flow rate 6.8 l/min (at 3 bar)
- with anti-scale system
- spray head Ø 130 mm
- 1/2" connection
- This product reduces water consumption by % (compared to requirements of EPAct '92)
- This product can contribute to Water Use Reduction in LEED® Green Building Rating
- This product can help a building meet the requirements of Green Building Rating Systems, e.g. LEED®, BREEAM®, DGNB

Intrinsic protection against back flow.

	Dark Chrome	28 016 979-19 0010
	Chrome	28 016 979-00 0010
	Brushed Platinum	28 016 979-06 0010
	Platinum	28 016 979-08 0010
	Light Gold	28 016 979-26 0010
	Brushed Light Gold	28 016 979-27 0010
	Brushed Durabronze (23kt Gold)	28 016 979-28 0010
	Matte Black	28 016 979-33 0010
	Brushed Bronze	28 016 979-42 0010
	Brushed Champagne (22kt Gold)	28 016 979-46 0010
	Champagne (22kt Gold)	28 016 979-47 0010
	Brushed Chrome	28 016 979-93 0010
	Brushed Dark Platinum	28 016 979-99 0010

28 016 979

mm [inches]



Flow rate chart



Codes & Standards

ASME
A112.18.1/CSA
B125.1

California Energy
Commission
(CEC)



Hand shower FlowReduce - Dark Chrome

IMO

28 016 979

Certificates

DVGW_DW- LGA_29982.
6517DN0129.

28 016 979

Parts for other
finishes can be found
here: [Chrome](#)

