


Rain shower for surface-mounted ceiling installation with light 300 mm - Platinum

SERIES SPECIFIC

28 032 970 Product version from 5/1/2022



- rain shower Ø 300 mm
- PURE RAIN, max. flow rate 6.8 l/min (at 3 bar)
- PURIFY RAIN, max. flow rate 6 l/min (at 3 bar)
- Distance to ceiling from bottom edge of shower 40 mm
- with anti-scale system

Ceiling module power supply

- 350mA (CC)

Spot lighting

- LED colour temperature approx. 3000 K
- Bulbs protected against splashing water
- Contains energy efficiency class bulbs
- Technology: LED, not dimmable
- Provided by customer: Light switch

Environment

- Not suitable for outdoor use.
- Not suitable for use in a steam room.
- Not suitable for use in chlorinated or salty environments.
- Comply with the protection zone regulations as defined in DIN VDE 0100, Part 701 (IEC 60364-7-701).

To meet the North American plumbing standards, this application must be installed with three-way diverter (rough included).

To meet the North American plumbing standards, this application must be installed with three-way diverter (rough included).

	Platinum	28 032 970-08 0010
	Chrome	28 032 970-00 0010
	Brushed Platinum	28 032 970-06 0010
	Dark Chrome	28 032 970-19 0010
	Light Gold	28 032 970-26 0010
	Brushed Light Gold	28 032 970-27 0010
	Brushed Durabronze (23kt Gold)	28 032 970-28 0010
	Matte Black	28 032 970-33 0010
	Brushed Bronze	28 032 970-42 0010
	Brushed Champagne (22kt Gold)	28 032 970-46 0010
	Champagne (22kt Gold)	28 032 970-47 0010
	Brushed Chrome	28 032 970-93 0010
	Brushed Dark Platinum	28 032 970-99 0010

Required miscellaneous



Concealed ceiling installation box for surface-mounted ceiling installation with light - 35 042 970-90 0010

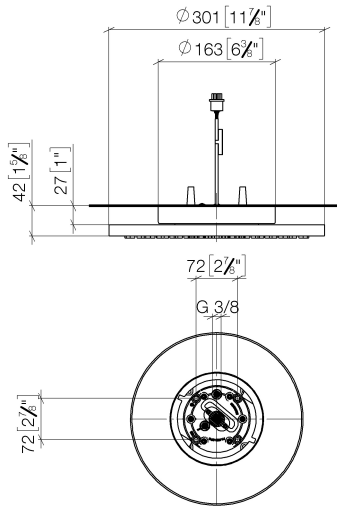
- max. recess depth 115 mm
- Provided by customer: Light switch
- min. recess depth 90 mm
- Pre-assembly kit for three-way diverter included




Rain shower for surface-mounted ceiling installation with light 300 mm -
Platinum

SERIES SPECIFIC

28 032 970 Product version from 5/1/2022
mm [inches]

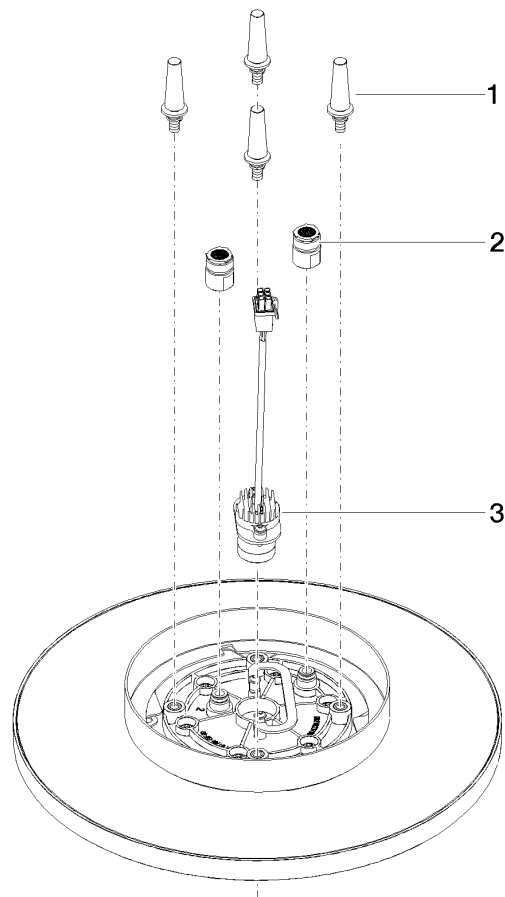


Codes & Standards

ASME A112.18.1	California Energy Commission (CEC)	cUPC	EPA WaterSense
WaterSense			

Certificates and sustainability

IAPMO_11777 IAPMO_4976



Spare parts list

No.	Item Number	Name	Quantity used	Delivery time
3	90 10 01 225 00 90	electronic accessories	1.00	2
1	90 17 20 263 00 90	fixing set	1.00	2
2	90 24 03 309 02 90	connection	2.00	2