

## Rain shower for recessed ceiling installation 300 x 240 mm - Chrome

SERIES SPECIFIC

28 043 980 Product version from 5/1/2022



- rain shower 300 x 240mm
- PURE RAIN, max. flow rate 6.8 l/min (at 3 bar)
- PURIFY RAIN, max. flow rate 6 l/min (at 3 bar)
- with anti-scale system

### Technical data:

- min. recess depth 137 mm

### Planning tips:

- For simultaneous control of the jet types, we recommend the xTool thermostat module
- Not suitable for use in a steam room.
- WRAS

**To meet the North American plumbing standards, this application must be installed with three-way diverter (rough included).**

To meet the North American plumbing standards, this application must be installed with three-way diverter (rough included).

	Chrome	28 043 980-00 0010
	Brushed Platinum	28 043 980-06 0010
	Platinum	28 043 980-08 0010
	Dark Chrome	28 043 980-19 0010
	Brushed Light Gold	28 043 980-27 0010
	Brushed Durabronze (23kt Gold)	28 043 980-28 0010
	Matte Black	28 043 980-33 0010
	Brushed Champagne (22kt Gold)	28 043 980-46 0010
	Champagne (22kt Gold)	28 043 980-47 0010
	Brushed Chrome	28 043 980-93 0010
	Brushed Dark Platinum	28 043 980-99 0010

## Required miscellaneous



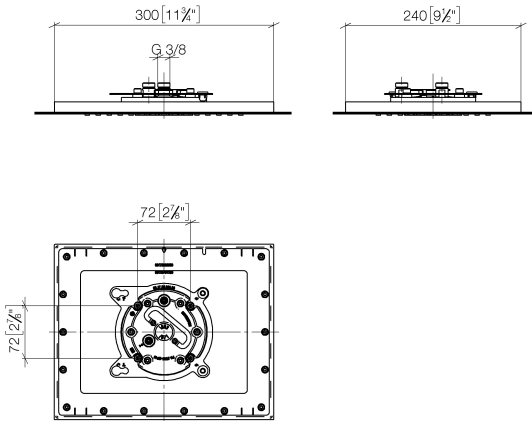
**Concealed ceiling installation box for recessed ceiling installation -** 35 043 970-90 0010

- recess depth 137mm
- Pre-assembly kit for three-way diverter included


Rain shower for recessed ceiling installation 300 x 240 mm - Chrome
SERIES SPECIFIC

28 043 980    Product version from 5/1/2022

mm [inches]

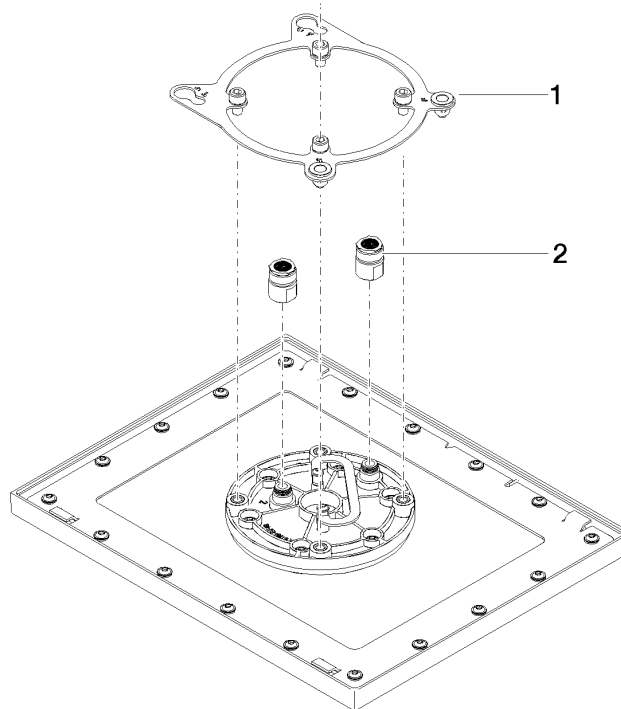


Codes & Standards

ASME A112.18.1	California Energy Commission (CEC)	cUPC	EPA WaterSense
WaterSense			

Certificates and sustainability

IAPMO_11777	IAPMO_4976
-------------	------------



## Spare parts list

No.	Item Number	Name	Quantity used	Delivery time
1	90 17 20 260 00 90	flange	1.00	2
2	90 24 03 309 02 90	connection	1.00	2