




28 504 831 Product version from 1/1/2023



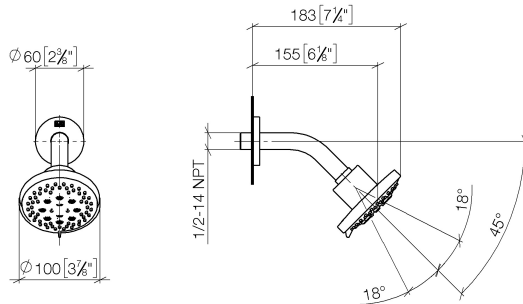
- 180-210mm projection
- ball-joint pivotable through 30°
- normal flow
- with anti-scale system
- spray head Ø 100mm
- rosette Ø 55 mm
- 1/2" connection
- max. flow 7.6 l/min
- rosette Ø 55 mm

	Soft Black	28 504 831-69 0010
<hr/>		
	Chrome	28 504 831-00 0010

Recommended miscellaneous

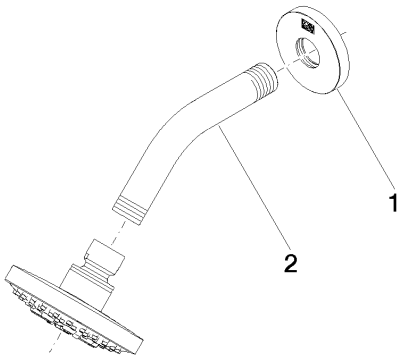
	Concealed wall elbow -	35 085 970-90 0010
---	-------------------------------	-----------------------

mm [inches]



Codes & Standards

California Energy
Commission
(CEC)



Spare parts list

No.	Item Number	Name	Quantity used	Delivery time
2	90 11 03 011 11-69	connection	1.00	2
1	90 27 83 018 00-69	rosette	1.00	2