







MADISON Shower head FlowReduce - Brushed Platinum

MADISON

28 508 360



- 200mm projection
- ball-joint pivotable through 30°
- Three settings: COMPACT RAIN, COMPACT SOFT FLOW, COMPACT AQUAPRESSURE FLOW, max. flow rate 7.6 l/min (at 3 bar)
- with anti-scale system
- spray head Ø 94mm
- rosette Ø 55 mm
- 1/2" connection
- This product reduces water consumption by 20% (compared to requirements of EPAct '92)
- This product can contribute to Water Use Reduction in LEED® Green Building Rating
- This product can help a building meet the requirements of Green Building Rating Systems, e.g. LEED®, BREEAM®, DGNB

	Brushed Platinum	28 508 360-06 0010
	Chrome	28 508 360-00 0010
	Platinum	28 508 360-08 0010
	Durabrand (23kt Gold)	28 508 360-09 0010
	Brushed Durabrand (23kt Gold)	28 508 360-28 0010
	Brushed Dark Platinum	28 508 360-99 0010

28 508 360

mm [inches]



Codes & Standards

DIN 4109	ISO 3822	Ü-Zeichen
----------	----------	-----------

Certificates and sustainability

LGA_38

28 508 360

Parts for other
 finishes can be found
 here: [Chrome](#)



Spare parts list

No.	Item Number	Name	Quantity used	Delivery time
4	04 12 11 120 01-06	shower	1.00	10
3	09 11 03 011-06	connection	1.00	10
1	09 27 35 003-06	rosette	1.00	10
2	90 14 10 026 00 90	seal	1.00	2