

Rain shower with ceiling fixing 300 x 240 mm - Platinum

MEM

28 775 980



Fits: MEM, CL.1

- PURE RAIN, max. flow rate 6.8 l/min (at 3 bar)
- with anti-scale system
- rain shower 300 x 240mm
- distance between ceiling and lower edge of the shower 165mm
- rosette 60 x 60, as required
- 1/2" connection
- Function from: 6 l/min
- This product reduces water consumption by % (compared to requirements of EAct '92)
- This product can contribute to Water Use Reduction in LEED® Green Building Rating
- This product can help a building meet the requirements of Green Building Rating Systems, e.g. LEED®, BREEAM®, DGNB

| | | |
|--|-------------------------------|--------------------|
|  | Platinum | 28 775 980-08 0010 |
|  | Chrome | 28 775 980-00 0010 |
|  | Brushed Platinum | 28 775 980-06 0010 |
|  | Dark Chrome | 28 775 980-19 0010 |
|  | Brushed Durabross (23kt Gold) | 28 775 980-28 0010 |
|  | Matte Black | 28 775 980-33 0010 |
|  | Brushed Champagne (22kt Gold) | 28 775 980-46 0010 |
|  | Champagne (22kt Gold) | 28 775 980-47 0010 |
|  | Brushed Chrome | 28 775 980-93 0010 |
|  | Brushed Dark Platinum | 28 775 980-99 0010 |

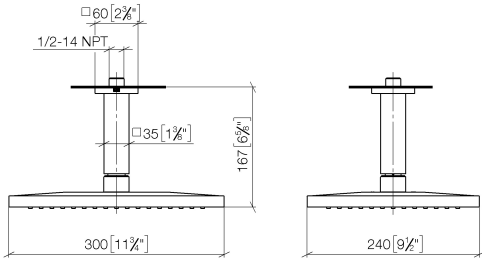
Required miscellaneous



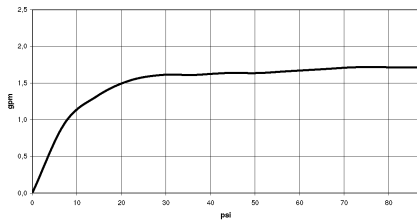
- Concealed wall elbow -** 35 085 970-90
 •max. recess depth 163 mm 0010
 •min. recess depth 90 mm

28 775 980

mm [inches]



Flow rate chart



Codes & Standards

ASME
A112.18.1/CSA
B125.1

California Energy
Commission
(CEC)

Water Sense





Rain shower with ceiling fixing 300 x 240 mm - Platinum

MEM

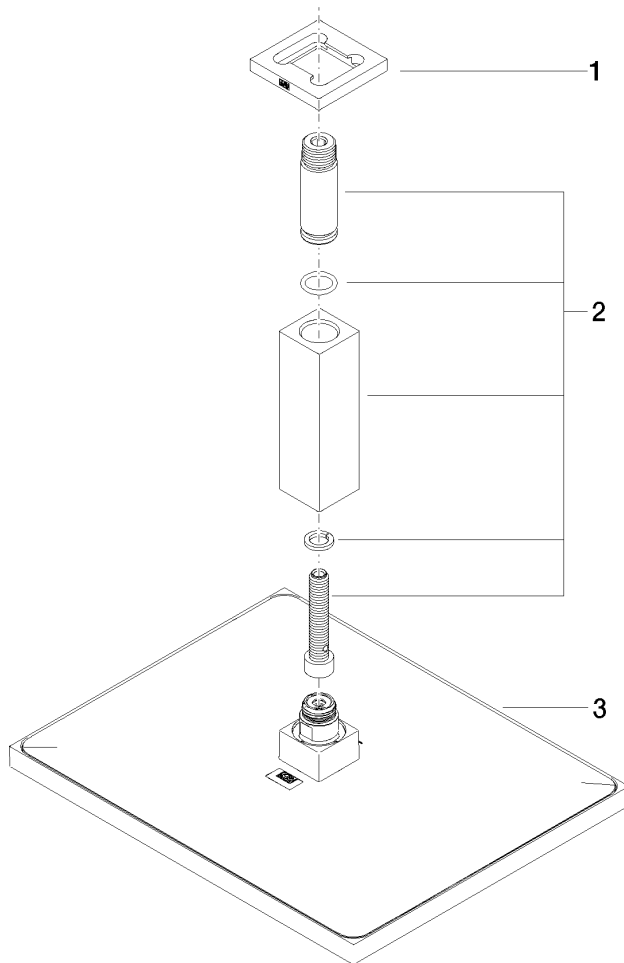
28 775 980

Certificates

IAPMO_11777.

IAPMO_4976 (4).

28 775 980



Spare parts list

| No. | Item Number | Name | Quantity used | Delivery time |
|-----|--------------------|------------|---------------|---------------|
| 1 | 09 27 98 017-08 | rosette | 1 | 40 |
| 2 | 90 11 10 092 00-08 | connection | 1 | 40 |
| 3 | 04 12 05 063 10-08 | shower | 1 | 40 |