


Rain shower with ceiling fixing 300 x 240 mm - Brushed Durabrand (23kt Gold) SERIES SPECIFIC

28 775 980 Product version from 3/13/2017



- PURE RAIN, max. flow rate 6.8 l/min (at 3 bar)
- with anti-scale system
- rain shower 300 x 240mm
- distance between ceiling and lower edge of the shower 165mm
- rosette 60 x 60, as required
- 1/2" connection
- Function from: 6 l/min
- This product reduces water consumption by 28% (compared to requirements of EPAct '92)
- This product can contribute to Water Use Reduction in LEED® Green Building Rating
- This product can help a building meet the requirements of Green Building Rating Systems, e.g. LEED®, BREEAM®, DGNB

	Brushed Durabrand (23kt Gold)	28 775 980-28 0010
	Chrome	28 775 980-00 0010
	Brushed Platinum	28 775 980-06 0010
	Platinum	28 775 980-08 0010
	Dark Chrome	28 775 980-19 0010
	Brushed Light Gold	28 775 980-27 0010
	Matte Black	28 775 980-33 0010
	Brushed Champagne (22kt Gold)	28 775 980-46 0010
	Champagne (22kt Gold)	28 775 980-47 0010
	Brushed Chrome	28 775 980-93 0010
	Brushed Dark Platinum	28 775 980-99 0010

Required miscellaneous

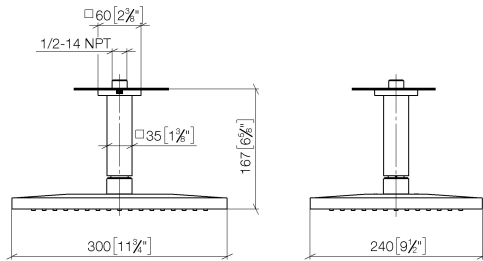


- | | |
|-------------------------------|---------------|
| Concealed wall elbow - | 35 085 970-90 |
| • max. recess depth 163 mm | 0010 |
| • min. recess depth 90 mm | |

Rain shower with ceiling fixing 300 x 240 mm - Brushed Durabron (23kt Gold) SERIES SPECIFIC

28 775 980 Product version from 3/13/2017

mm [inches]

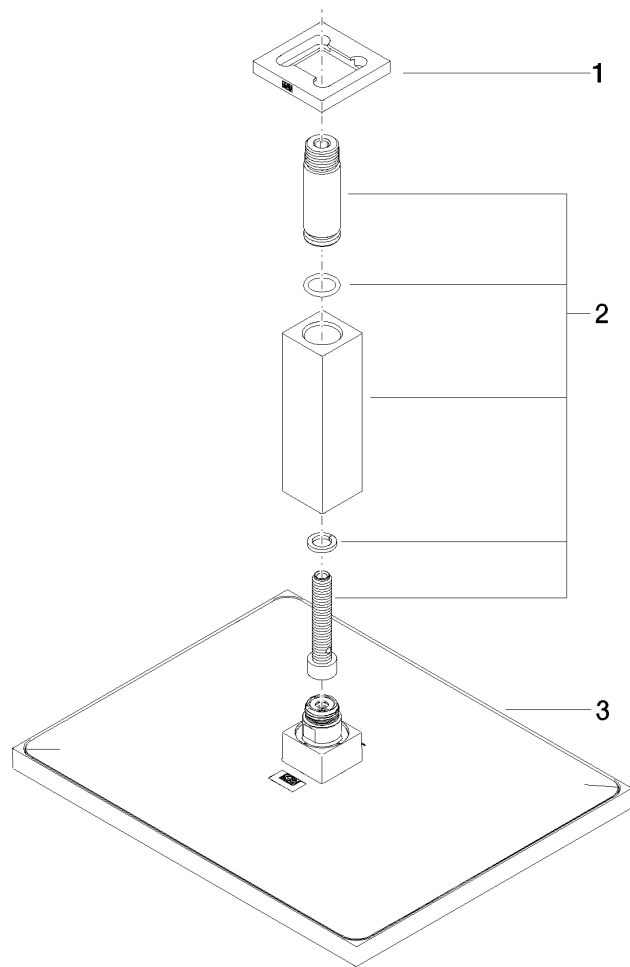


Codes & Standards

California Energy
Commission
(CEC)

Rain shower with ceiling fixing 300 x 240 mm - Brushed Durabronz (23kt Gold) SERIES SPECIFIC

28 775 980 Product version from 3/13/2017



Spare parts list

No.	Item Number	Name	Quantity used	Delivery time
1	09 27 98 017-28	rosette	1.00	20
3	04 12 05 063 10-28	shower	1.00	20
2	90 11 10 092 00-28	connection	1.00	20