


Rain shower with ceiling fixing 300 x 240 mm - Brushed Durabronz (23kt Gold)











MEM

28 775 980



Fits: MEM, CL.1

- PURE RAIN, max. flow rate 6.8 l/min (at 3 bar)
- with anti-scale system
- rain shower 300 x 240mm
- distance between ceiling and lower edge of the shower 165mm
- rosette 60 x 60, as required
- 1/2" connection
- Function from: 6 l/min
- This product reduces water consumption by % (compared to requirements of EPAct '92)
- This product can contribute to Water Use Reduction in LEED® Green Building Rating
- This product can help a building meet the requirements of Green Building Rating Systems, e.g. LEED®, BREEAM®, DGNB

	Brushed Durabronz (23kt Gold)	28 775 980-28 0010
	Chrome	28 775 980-00 0010
	Brushed Platinum	28 775 980-06 0010
	Platinum	28 775 980-08 0010
	Dark Chrome	28 775 980-19 0010
	Matte Black	28 775 980-33 0010
	Brushed Champagne (22kt Gold)	28 775 980-46 0010
	Champagne (22kt Gold)	28 775 980-47 0010
	Brushed Chrome	28 775 980-93 0010
	Brushed Dark Platinum	28 775 980-99 0010

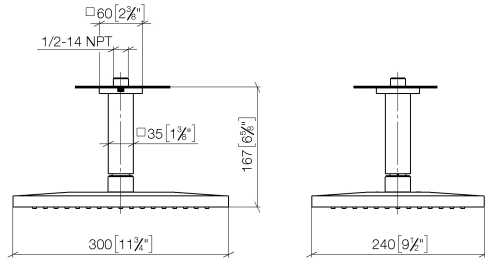
Required miscellaneous



- Concealed wall elbow -** 35 085 970-90
 ●max. recess depth 163 mm 0010
 ●min. recess depth 90 mm

28 775 980

mm [inches]



Flow rate chart



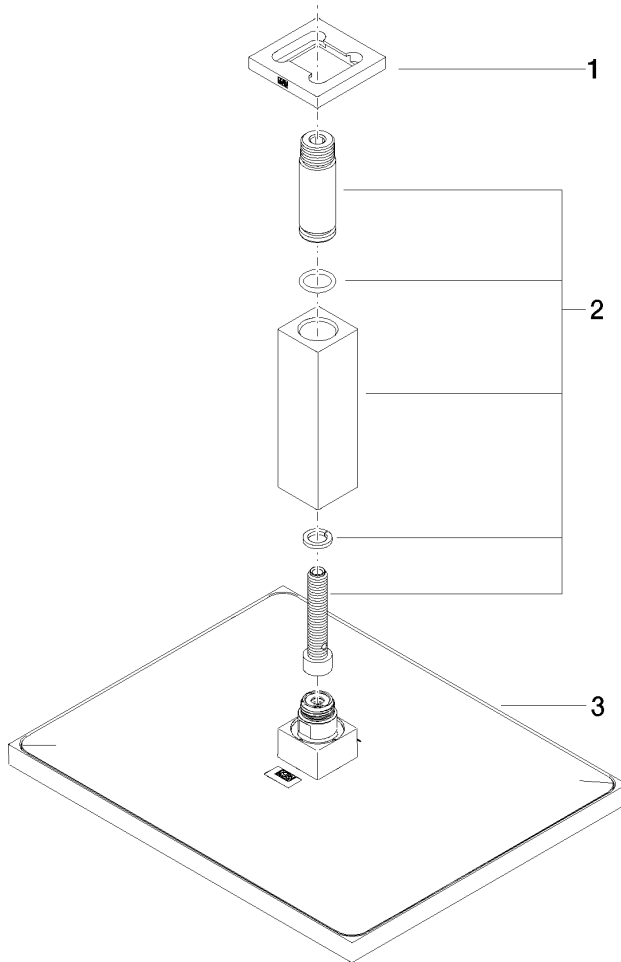
Codes & Standards

ASME
A112.18.1/CSA
B125.1

California Energy
Commission
(CEC)

28 775 980

Product version from 3/13/2017





Rain shower with ceiling fixing 300 x 240 mm - Brushed Durabrass (23kt Gold)

MEM

28 775 980

Spare parts list

Product version from 3/13/2017

No.	Item Number	Name	Quantity used	Delivery time
	09 27 98 017-28	rosette	3	20