







**CL.1 Single-lever basin mixer without pop-up waste - Dark Chrome**

CL.1

33 521 705 Product version from 5/10/2021



- 173mm projection
- fixed spout
- rectangular spray pattern with 40 individual jets
- height of mixer 226 mm
- base 56 x 52mm
- height up to aerator 212 mm
- hole diameter 35 mm
- 2 x pressure hose with 3/8" cap nut
- max. flow 4 l/min
- lead-free
- This product can help a building meet the requirements of Green Building Rating Systems, e.g. LEED®, BREEAM®, DGNB

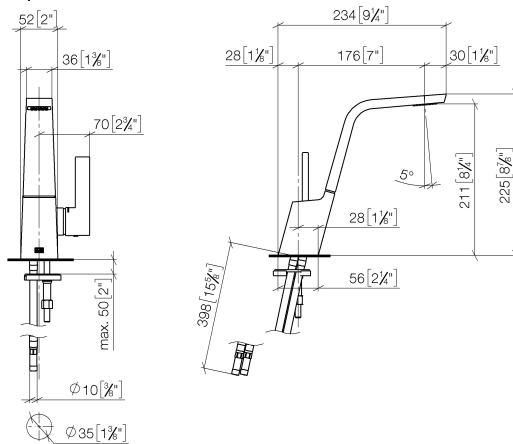
	Dark Chrome	33 521 705-19 0010
	Chrome	33 521 705-00 0010
	Brushed Platinum	33 521 705-06 0010
	Brushed Champagne (22kt Gold)	33 521 705-46 0010
	Champagne (22kt Gold)	33 521 705-47 0010
	Brushed Dark Platinum	33 521 705-99 0010

## CL.1 Single-lever basin mixer without pop-up waste - Dark Chrome

CL.1

33 521 705 Product version from 5/10/2021

mm [inches]



### Codes & Standards

ADA	ASME A112.18.1	California Energy Commission (CEC)	cUPC
EPA WaterSense	NSF372	NSF61	WaterSense



### Certificates and sustainability

IAPMO\_N-4976    IAPMO\_6397    IAPMO\_8834    IAPMO\_4976 (

