

Showerpipe with shower thermostat without hand shower - Brushed Dark Platinum

SERIES SPECIFIC

34 459 979 Product version from 7/1/2023



- shower with fixed riser projection 453mm
 - overhead shower: rain flow
 - rain shower with anti-scale system
 - rain shower Ø 220 mm
 - max. rainshower flow 6.8 l/min
 - rotary diverter with volume control and shut-off function
 - height of fittings up to top edge of elbow 1150mm
 - slide-on rosettes Ø 70 mm
 - height of fittings up to rain shower (bottom edge) 1009mm
 - gauge 150 mm - 13 mm
 - metal shower hose 1750mm with integrated anti-twist protection
 - 1/2" connection
 - slide bar
 - Pipe diameter 23.5 mm
 - quick clearing
 - This product reduces water consumption by 28% (compared to requirements of EPAct '92)
 - This product can contribute to Water Use Reduction in LEED® Green Building Rating
- Intrinsic protection against back flow.**


NOTE: Hand shower sold separately. Please see hand shower options under the miscellaneous articles section of each series.

Intrinsic protection against back flow.

NOTE: Hand shower sold separately. Please see hand shower options under the miscellaneous articles section of each series.

	Brushed Dark Platinum	34 459 979-99 0010
	Chrome	34 459 979-00 0010
	Brushed Platinum	34 459 979-06 0010
	Platinum	34 459 979-08 0010
	Dark Chrome	34 459 979-19 0010
	Light Gold	34 459 979-26 0010
	Brushed Light Gold	34 459 979-27 0010
	Brushed Durabronze (23kt Gold)	34 459 979-28 0010
	Matte Black	34 459 979-33 0010
	Brushed Bronze	34 459 979-42 0010
	Brushed Champagne (22kt Gold)	34 459 979-46 0010
	Champagne (22kt Gold)	34 459 979-47 0010
	Brushed Chrome	34 459 979-93 0010

Required miscellaneous

	Concealed adapter - •please order two adapters (USA only)	35 080 970-90 0010
---	---	--------------------

Required miscellaneous

	Hand shower FlowReduce - Brushed Dark Platinum	28 012 979-99 0010
---	---	--------------------

Required miscellaneous

	SERIES-VARIOUS Hand shower FlowReduce - Brushed Dark Platinum	28 027 979-99 0010
---	--	--------------------

Required miscellaneous

	SERIES-VARIOUS Hand shower FlowReduce - Brushed Dark Platinum	28 029 979-99 0010
---	--	--------------------

Required miscellaneous

	Hand shower FlowReduce - Brushed Dark Platinum	28 016 979-99 0010
---	---	--------------------

Required miscellaneous

	Hand shower FlowReduce - Brushed Dark Platinum	28 018 979-99 0010
---	---	--------------------

Required miscellaneous

	SERIES-VARIOUS Hand shower FlowReduce - Brushed Dark Platinum	28 025 979-99 0010
---	--	--------------------

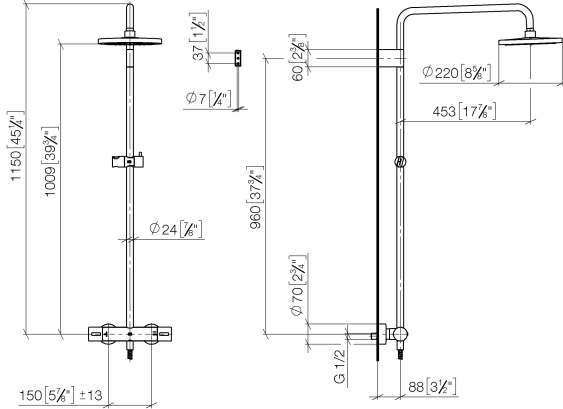
Showerpipe with shower thermostat without hand shower - Brushed Dark Platinum

SERIES SPECIFIC

34 459 979 Product version from 7/1/2023

mm [inches]

1:10



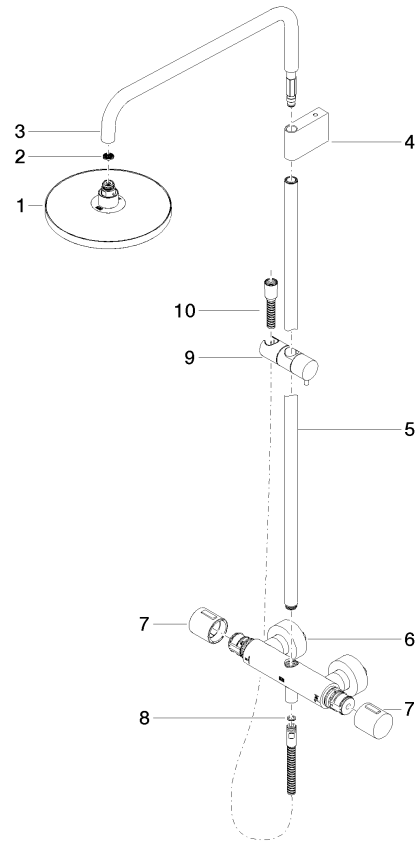
Codes & Standards

California Energy
Commission
(CEC)

Showerpipe with shower thermostat without hand shower - Brushed Dark Platinum

SERIES SPECIFIC

34 459 979 Product version from 7/1/2023



Spare parts list

No.	Item Number	Name	Quantity used	Delivery time
	10 28 322 970-99	Metal shower hose 1/2" x 3/8" x 1750 mm - Brushed Dark Platinum	1.00	2
	6 04 17 01 250 00-99	connection	1.00	20
	1 04 12 05 092 10-99	shower	1.00	20
	3 90 28 22 348 00-99	pipe	1.00	20
	5 90 28 22 349 00-99	pipe	1.00	20
	9 12 570 970-99	Slide unit - Brushed Dark Platinum	1.00	20
	4 90 17 11 150 00-99	holder	1.00	20
	2 09 23 01 039 90	sieve	1.00	2
	7 90 17 33 015 00-99	handle	2.00	20
	8 90 14 20 026 00 90	seal	1.00	2