

34 468 980



Rain shower:

- rain shower 300 x 240mm
- Material rain shower: plastic
- PURE RAIN, max. flow rate 6.6 l/min (at 3 bar)
- Function from: l/min
- rain shower with anti-scale system

hand shower:

- spray head Ø 120mm
- COMPACT RAIN, max. flow rate 6.8 l/min (at 3 bar)
- hand shower with anti-scale system
- inherently safe from back flow

Control element:










- rotary diverter with volume control and shut-off function
- slide-on rosettes Ø 70 mm
- Plastic hose, 1750 mm, with integrated anti-twist protection
- slide bar

Technical dimensions:

- shower with fixed riser projection 454mm
- height of fittings up to rain shower (bottom edge) 970mm
- height of fittings up to top edge of elbow 1146mm
- gauge 150 mm - 13 mm
- Pipe diameter 20 mm
- 1/2" connection

Notes:

- This product reduces water consumption by 28% (compared to requirements of EPAct '92)
- This product can help a building meet the requirements of Green Building Rating Systems, e.g. LEED®, BREEAM®, DGNB
- This product can contribute to Water Use Reduction in LEED® Green Building Rating

	Chrome	34 468 980-00 0010
	Dark Chrome	34 468 980-19 0010
	Light Gold	34 468 980-26 0010
	Brushed Light Gold	34 468 980-27 0010
	Brushed Durabronze (23kt Gold)	34 468 980-28 0010
	Matte Black	34 468 980-33 0010
	Brushed Bronze	34 468 980-42 0010
	Brushed Chrome	34 468 980-93 0010
	Brushed Dark Platinum	34 468 980-99 0010



Shower pipe with shower thermostat with hand shower set FlowReduce

SERIES SPECIFIC

34 468 980