







36 200 819



- rotary diverter
- rosette Ø 60 mm
- with shut-off function

	Brushed Bronze	36 200 819-42 0010
	Chrome	36 200 819-00 0010
	Brushed Platinum	36 200 819-06 0010
	Dark Chrome	36 200 819-19 0010
	Brushed Durabronze (23kt Gold)	36 200 819-28 0010
	Brushed Dark Platinum	36 200 819-99 0010

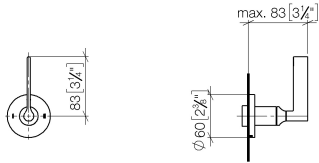
Required miscellaneous



- Concealed two-way diverter -** 35 202 970-90  
 •min. recess depth 85 mm 0010  
 •max. recess depth 160 mm

36 200 819

mm [inches]



### Flow rate chart



### Codes & Standards

California Energy  
Commission  
(CEC)

36 200 819

