

MEM Wall valve - Brushed Dark Platinum

36 310 782 Product version from 10/14/2020



- rosette 60 x 60 mm

Note: Important! The minimum recess depths make it necessary to have a wall of 2 x 6 crosspieces.

Note: Important! The minimum recess depths make it necessary to have a wall of 2 x 6 crosspieces.

	Brushed Dark Platinum	36 310 782-99
	Chrome	36 310 782-00
	Brushed Platinum	36 310 782-06
	Platinum	36 310 782-08
	Dark Chrome	36 310 782-19
	Brushed Champagne (22kt Gold)	36 310 782-46
	Champagne (22kt Gold)	36 310 782-47
	Cyprum	36 310 782-49
	Brushed Chrome	36 310 782-93

Required miscellaneous



Wall valve clockwise closing 1/2" - 35 621 970-90

- min. recess depth mm
- max. recess depth mm

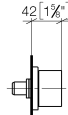
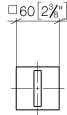
0010



MEM Wall valve - Brushed Dark Platinum

36 310 782 Product version from 10/14/2020

mm [inches]



Codes & Standards

ASME A112.18.1

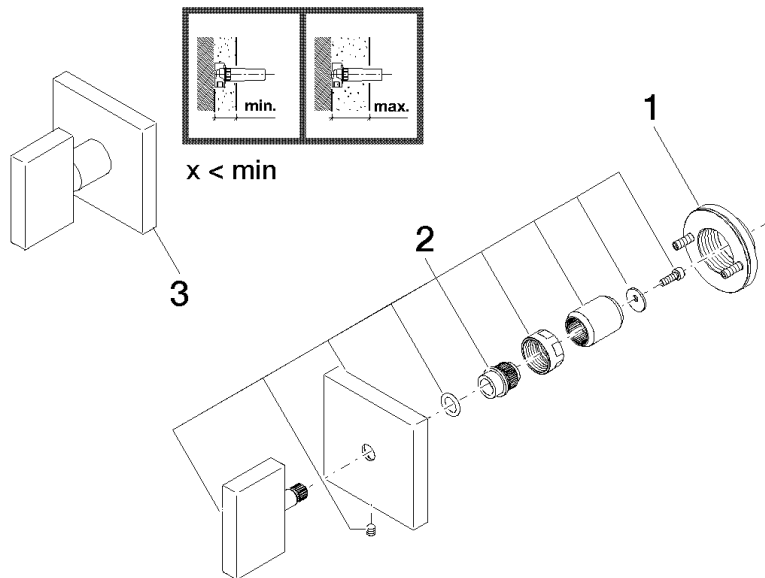
cUPC

Certificates

IAPMO_4976 (

MEM Wall valve - Brushed Dark Platinum

36 310 782 Product version from 10/14/2020



Spare parts list

No.	Item Number	Name	Quantity used	Delivery time
1	90 21 02 108 00 90	disc	1	2
2	90 20 78 002 02-99	handle	1	20
3	90 20 78 002 01-99	handle	1	20