



VAIA Concealed thermostat with one function volume control - Brushed Dark Platinum

VAIA

36 425 809 Product version from 4/1/2025



- cover plate Ø 150 mm
- temperature control handle with safety limit stop at 38°C
- hot water temperature limiter, can be preset

	Brushed Dark Platinum	36 425 809-99 0010
	Chrome	36 425 809-00 0010
	Brushed Platinum	36 425 809-06 0010
	Platinum	36 425 809-08 0010
	Dark Chrome	36 425 809-19 0010
	Brushed Durabronze (23kt Gold)	36 425 809-28 0010
	Brushed Dark Brass	36 425 809-39 0010
	Brushed Bronze	36 425 809-42 0010
	Brushed Champagne (22kt Gold)	36 425 809-46 0010
	Champagne (22kt Gold)	36 425 809-47 0010

Required miscellaneous



Concealed thermostat for one- and two-way outlets -
 • max. recess depth 136 mm
 • min. recess depth 80 mm

35 426 970-90 0010

Recommended miscellaneous



xGRID Attachment set for integrating in the dry wall construction -

12 340 970 90

Recommended miscellaneous

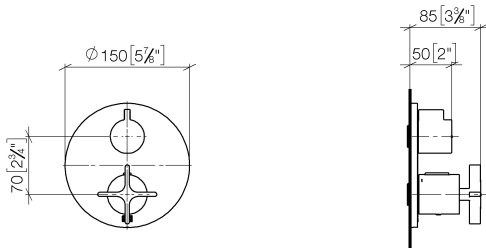


xGRID Installation track 555 mm - 12 360 970 90

VAIA Concealed thermostat with one function volume control - Brushed Dark Platinum

VAIA

36 425 809 Product version from 4/1/2025
mm [inches]



Codes & Standards

ADA

ASME A112.18.1

cUPC

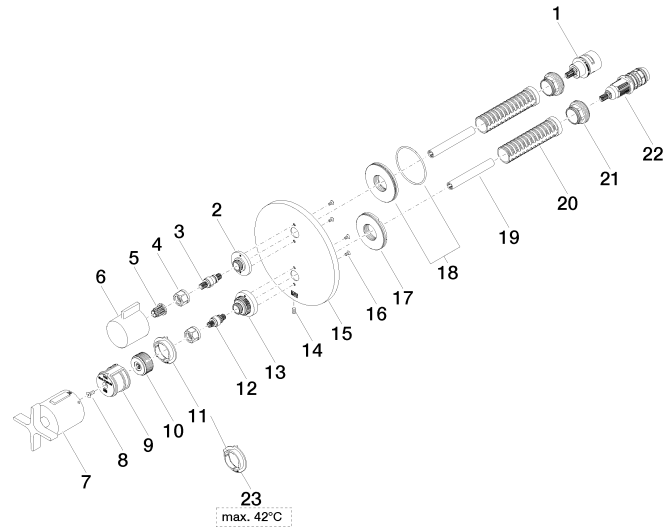
Certificates and sustainability

IAPMO_4976 (

VAIA Concealed thermostat with one function volume control - Brushed Dark Platinum

VAIA

36 425 809 Product version from 4/1/2025





VAIA Concealed thermostat with one function volume control - Brushed Dark Platinum

VAIA

36 425 809 Product version from 4/1/2025

Spare parts list

No.	Item Number	Name	Quantity used	Delivery time
15	09 11 02 242-99	plate	1.00	20
17	09 30 01 296 90	disc	1.00	2
6	09 20 67 006-99	handle	1.00	20
13	09 12 12 051-99	base	1.00	20
21	09 24 04 257 90	nut	2.00	2
3	04 29 06 111 01-00	spindle	1.00	10
11	09 28 10 190 90	regulator	1.00	2
1	90 90 03 166 00 90	top	1.00	2
2	09 12 12 053-99	base	1.00	20
12	04 29 06 024 01-00	spindle	1.00	10
10	09 12 12 054 90	base	1.00	2
22	90 15 02 013 00 90	cartridge	1.00	2
7	90 17 33 032 00-99	handle	1.00	20
18	90 30 01 190 00 90	disc	1.00	2
16	09 30 30 157 90	screw	4.00	2
14	09 31 11 134 90	pin	1.00	2
23	09 28 10 189 90	regulator	1.00	2
5	90 12 12 002 00 90	fixing cap	1.00	2
20	90 18 40 077 01 90	spindle	2.00	2
8	90 30 30 124 00 90	screw	1.00	2
19	90 23 01 124 00 90	sleeve	2.00	2
4	90 23 30 023 00 90	nut	2.00	2
9	90 12 12 052 00 90	base	1.00	2