















Concealed thermostat with two function volume control - Chrome

SERIES SPECIFIC

36 426 970 Product version up to 8/24/2020



- rotary diverter with volume control and shut-off function
- cover plate Ø 150 mm
- temperature control handle with safety limit stop at 38°C
- hot water temperature limiter, can be preset
- single flow function only

	Chrome	36 426 970-00 0010
	Brushed Platinum	36 426 970-06 0010
	Platinum	36 426 970-08 0010
	Dark Chrome	36 426 970-19 0010
	Light Gold	36 426 970-26 0010
	Brushed Light Gold	36 426 970-27 0010
	Brushed Durabronze (23kt Gold)	36 426 970-28 0010
	Matte Black	36 426 970-33 0010
	Brushed Dark Brass	36 426 970-39 0010
	Brushed Bronze	36 426 970-42 0010
	Brushed Champagne (22kt Gold)	36 426 970-46 0010
	Champagne (22kt Gold)	36 426 970-47 0010
	Brushed Chrome	36 426 970-93 0010
	Brushed Dark Platinum	36 426 970-99 0010

Required miscellaneous



Concealed thermostat for one- and two-way outlets -
 • max. recess depth 136 mm
 • min. recess depth 80 mm

35 426 970-90
0010

Recommended miscellaneous



**xGRID Attachment set for
integrating in the dry wall
construction -**

12 340 970 90

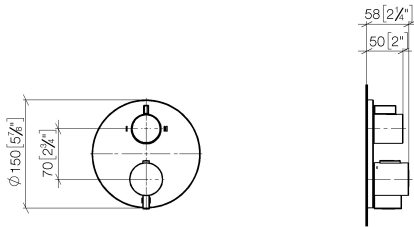
Required miscellaneous



xGRID Installation track 555 mm -

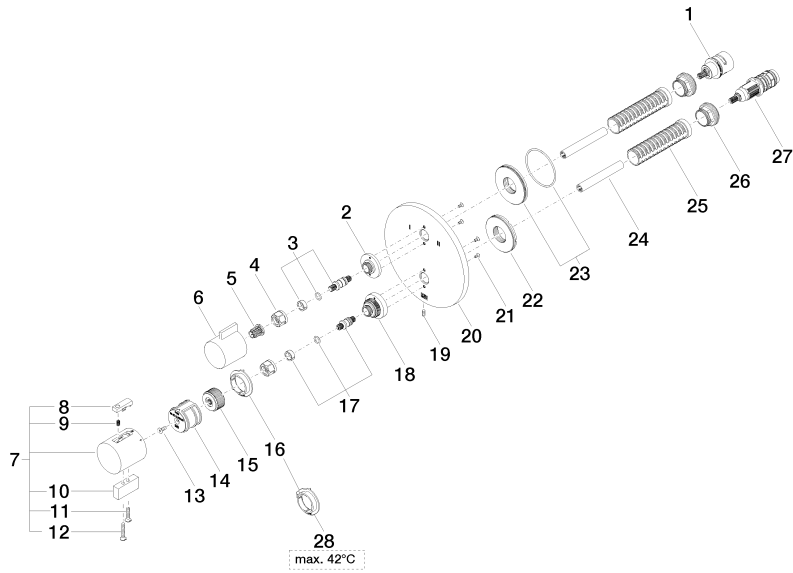
12 360 970 90

mm [inches]



Codes & Standards			
ADA	ASME A112.18.1	California Energy Commission (CEC)	cUPC

Certificates and sustainability
IAPMO_4976 (



Spare parts list

No.	Item Number	Name	Quantity used	Delivery time
9	90 16 02 027 00 90	spring	1.00	2
19	09 31 11 134 90	pin	1.00	2
28	09 28 10 189 90	regulator	1.00	2
2	09 12 12 053-00	base	1.00	10
10	09 20 33 006-00	handle	1.00	10
21	09 30 30 157 90	screw	4.00	2
20	09 11 02 266-00	plate	1.00	10
7	04 17 33 006 00-00	handle	1.00	60
6	09 20 67 006-00	handle	1.00	10
5	90 12 12 002 00 90	fixing cap	1.00	2
18	09 12 12 051-00	base	1.00	10
12	09 30 30 160-00	screw	1.00	10
23	90 30 01 190 00 90	disc	1.00	2
22	09 30 01 296 90	disc	1.00	2
15	09 12 12 054 90	base	1.00	2
11	09 30 30 159-00	screw	1.00	10
1	90 90 03 163 00 90	diverter	1.00	2
27	90 15 02 013 00 90	cartridge	1.00	2
16	09 28 10 190 90	regulator	1.00	2
26	09 24 04 257 90	nut	2.00	2
13	90 30 30 124 00 90	screw	1.00	2
25	90 18 40 077 01 90	spindle	2.00	2
4	90 23 30 023 00 90	nut	2.00	2
14	90 12 12 052 00 90	base	1.00	2
17	04 29 06 024 01-00	spindle	1.00	10
3	04 29 06 111 01-00	spindle	1.00	10
24	90 23 01 124 00 90	sleeve	2.00	2
8	90 21 33 011 00-13	handle	1.00	2