






CL.1 Wall valve anti-clockwise closing hot 1/2" - Chrome

CL.1


36 607 707 Product version up to 10/14/2020



- rosette 60 x 60 mm
- with hot marking
- head part with cut-to-length spindle and sleeve
- WRAS

| | | |
|---|-------------------------------|---------------|
|  | Chrome | 36 607 707-00 |
|  | Brushed Platinum | 36 607 707-06 |
|  | Dark Chrome | 36 607 707-19 |
|  | Brushed Champagne (22kt Gold) | 36 607 707-46 |
|  | Champagne (22kt Gold) | 36 607 707-47 |
|  | Brushed Dark Platinum | 36 607 707-99 |

Required miscellaneous

| | | |
|---|--|---------------|
|  | Wall valve 1/2" - | 35 607 970-90 |
| | <ul style="list-style-type: none"> •max. recess depth 150 mm •min. recess depth 105 mm | 0010 |

CL.1 Wall valve anti-clockwise closing hot 1/2" - Chrome

CL.1

36 607 707 Product version up to 10/14/2020

mm [inches]



| Codes & Standards | | | |
|-------------------|----------------|------------------------|-----------------------------|
| ADA | ASME A112.18.1 | cUPC | DIN 4109 |
| EN 200 | ISO 3822 | Scottish Water Byelaws | UK Water Supply Regulations |
| Ü-Zeichen | | | |

| Certificates and sustainability | | | | |
|---------------------------------|--------|-----------|--------|--------------|
| DVGW_DW-6501DN0 | LGA_29 | WRAS_2010 | LGA_29 | IAPMO_4976 (|



Spare parts list

| No. | Item Number | Name | Quantity used | Delivery time |
|-----|--------------------|----------------|---------------|---------------|
| 1 | 90 20 70 051 03-00 | handle (hot) | 1.00 | 10 |
| 2 | 90 21 02 108 00 90 | disc | 1.00 | 2 |
| 3 | 90 90 03 142 00 90 | top | 1.00 | 2 |