

Wall valve anti-clockwise closing hot 1/2" - Champagne (22kt Gold)







CL.1

36 607 717



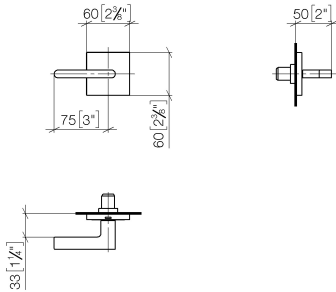
- rosette 60 x 60 mm
- with hot marking
- head part with cut-to-length spindle and sleeve
- WRAS 2010066

Fits: CL.1, CYO

	Champagne (22kt Gold)	36 607 717-47
	Chrome	36 607 717-00
	Brushed Platinum	36 607 717-06
	Dark Chrome	36 607 717-19
	Brushed Durabass (23kt Gold)	36 607 717-28
	Brushed Champagne (22kt Gold)	36 607 717-46
	Brushed Dark Platinum	36 607 717-99

36 607 717

mm [inches]



Codes & Standards

ADA	ASME A112.18.1/CSA B125.1	DIN 4109	EN 200
ISO 3822	Scottish Water Byelaws	UK Water Supply Regulations	Ü-Zeichen

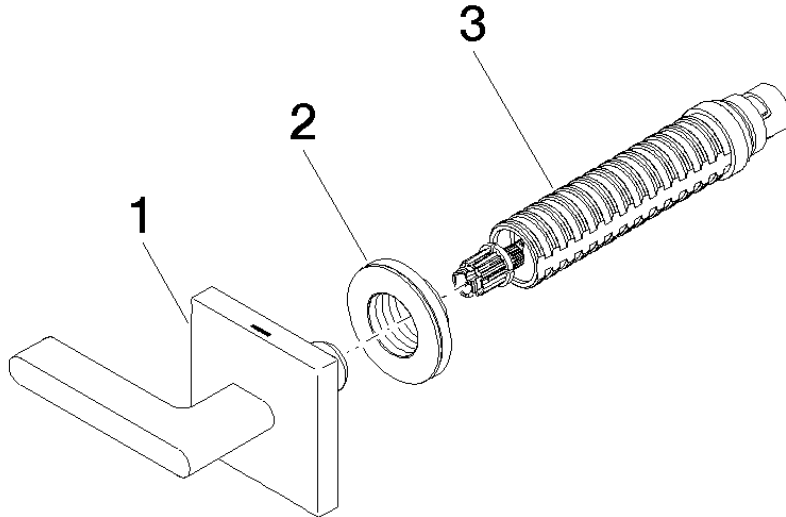
Certificates

DVGW_DW- 6501DN0	WRAS_2010	LGA_29
---------------------	-----------	--------

36 607 717

Product version from 10/14/2020

Parts for other
finishes can be found
here: [Chrome](#)





Wall valve anti-clockwise closing hot 1/2" - Champagne (22kt Gold)

CL.1

36 607 717

Spare parts list

Product version from 10/14/2020