












**META Wall-mounted single-lever basin mixer without pop-up waste - Brushed  
Champagne (22kt Gold)**

META

36 804 661



- 160mm projection
- fixed spout
- circular, air-enriched flow
- hole diameter 60 mm
- rosette Ø 78 mm
- max. flow 4.5 l/min
- lead-free
- with single-point mounting
- This product can help a building meet the requirements of Green Building Rating Systems, e.g. LEED®, BREEAM®, DGNB

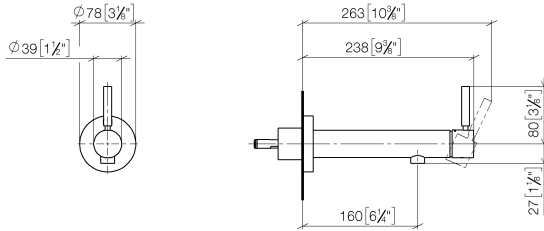
	Brushed Champagne (22kt Gold)	36 804 661-46 0010
	Chrome	36 804 661-00 0010
	Brushed Platinum	36 804 661-06 0010
	Dark Chrome	36 804 661-19 0010
	Light Gold	36 804 661-26 0010
	Brushed Light Gold	36 804 661-27 0010
	Matte Black	36 804 661-33 0010
	Brushed Bronze	36 804 661-42 0010
	Champagne (22kt Gold)	36 804 661-47 0010
	Brushed Chrome	36 804 661-93 0010
	Brushed Dark Platinum	36 804 661-99 0010



# META Wall-mounted single-lever basin mixer without pop-up waste - Brushed Champagne (22kt Gold)

META

36 804 661  
mm [inches]



## Flow rate chart



## Codes & Standards

ADA

ASME  
A112.18.1/CSA  
B125.1

California Energy  
Commission  
(CEC)

NSF/ANSI 372

NSF/ANSI/CAN  
61



META Wall-mounted single-lever basin mixer without pop-up waste - Brushed  
Champagne (22kt Gold)

---

META

36 804 661

Certificates

---

IAPMO\_N-4976 (2). IAPMO\_6397 (2).

META Wall-mounted single-lever basin mixer without pop-up waste - Brushed  
Champagne (22kt Gold)

META

36 804 661  
Parts for other  
finishes can be found  
here: [Chrome](#)

