







CL.1 Wall-mounted single-lever basin mixer without pop-up waste - Dark Chrome

CL.1

36 860 705    Product version from 7/1/2023



- 198mm projection
- fixed spout
- rectangular spray pattern with 40 individual jets
- hole diameter spout 37 mm
- hole diameter single-lever mixer 57 mm
- rosette 80 x 80 mm
- max. flow 4.5 l/min
- lead-free
- This product can help a building meet the requirements of Green Building Rating Systems, e.g. LEED®, BREEAM®, DGNB

	Dark Chrome	36 860 705-19
	Chrome	36 860 705-00
	Brushed Platinum	36 860 705-06
	Brushed Champagne (22kt Gold)	36 860 705-46
	Champagne (22kt Gold)	36 860 705-47
	Brushed Dark Platinum	36 860 705-99

## CL.1 Wall-mounted single-lever basin mixer without pop-up waste - Dark Chrome

CL.1

36 860 705 Product version from 7/1/2023  
mm [inches]



Flow rate chart



### Codes & Standards

ADA	ASME A112.18.1	California Energy Commission (CEC)	cUPC
EN 817	NSF372	NSF61	



CL.1 Wall-mounted single-lever basin mixer without pop-up waste - Dark Chrome

CL.1

36 860 705    Product version from 7/1/2023

Certificates and sustainability

IAPMO_N-4976	DVGW_DW-6512DN0	IAPMO_6397	IAPMO_4976 (
--------------	-----------------	------------	--------------

## CL.1 Wall-mounted single-lever basin mixer without pop-up waste - Dark Chrome

CL.1

36 860 705 Product version from 7/1/2023

Parts for other  
finishes can be found  
here: [Chrome](#)



### Spare parts list

No.	Item Number	Name	Quantity used	Delivery time
3	90 31 11 030 00 90	pin	1.00	2
5	09 11 02 288-19	cover	1.00	20
4	90 31 20 087 00-19	plug	1.00	20
9	90 30 09 064 00 90	key	1.00	2
1	13 800 705-19	CL.1 Wall-mounted basin spout without pop-up waste - Dark Chrome	1.00	20
2	09 20 70 050-19	handle	1.00	60
7	90 14 10 049 00 90	seal	1.00	2
8	90 15 05 064 01 90	cartridge	1.00	2
6	09 27 78 039-19	rosette	1.00	20