



























28 508 979



- Ausladung 200 mm
- Kugelgelenk 30° schwenkbar
- Dreifach verstellbar: PURIFY RAIN, COMPACT SOFT FLOW, COMPACT AQUAPRESSURE FLOW, Durchfluss max. 9 l/min (bei 3 Bar)
- Funktion ab: 7 l/min
- mit Antikalk-System
- Brausekopf Ø 92 mm
- Rosette Ø 55 mm
- Anschluss 1/2"

Passt zu: TARA, LISSÉ, VAIA, META

	Dark Chrome	28 508 979-19
	Chrom	28 508 979-00 0010
	Chrom	28 508 979-00
	Platin gebürstet	28 508 979-06 0010
	Platin gebürstet	28 508 979-06
	Platin	28 508 979-08 0010
	Platin	28 508 979-08
	Dark Chrome	28 508 979-19 0010
	Light Gold	28 508 979-26 0010
	Light Gold	28 508 979-26
	Light Gold gebürstet	28 508 979-27 0010
	Light Gold gebürstet	28 508 979-27
	Messing gebürstet (23kt Gold)	28 508 979-28 0010
	Messing gebürstet (23kt Gold)	28 508 979-28
	Schwarz matt	28 508 979-33 0010
	Schwarz matt	28 508 979-33
	Bronze gebürstet	28 508 979-42 0010
	Bronze gebürstet	28 508 979-42
	Champagne gebürstet (22kt Gold)	28 508 979-46 0010
	Champagne gebürstet (22kt Gold)	28 508 979-46
	Champagne (22kt Gold)	28 508 979-47 0010
	Champagne (22kt Gold)	28 508 979-47
	Chrom gebürstet	28 508 979-93 0010
	Chrom gebürstet	28 508 979-93
	Dark Platinum gebürstet	28 508 979-99 0010
	Dark Platinum gebürstet	28 508 979-99

28 508 979

Empfohlenes Zubehör



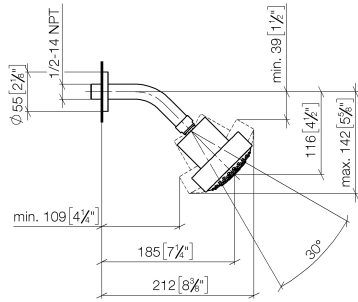
UP-Wandwinkel -

35 085 970 90

- Max. Einbautiefe 163 mm
- Min. Einbautiefe 90 mm

28 508 979

mm [inches]



Durchflussdiagramm



