

## Flush plate for concealed WC cisterns made by Geberit angular - Brushed Platinum















SERIES SPECIFIC

12 665 980 Product version from 4/1/2024



- cover plate 169 x 246 x 12 mm
- Mechanical flush plate with manual flush buttons
- For 2-volume flushing system
- Includes mounting frame, actuator rods and fastening material
- Sound-absorbing push rods, tool-free fast adjustment
- Compatible with all Geberit Sigma series cisterns from 2001 onwards

Not compatible with GEBERIT Duo Fresh module

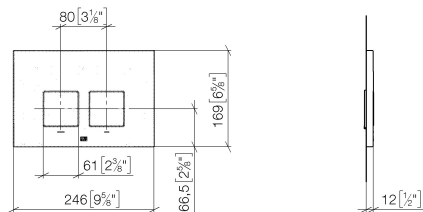
|   |                               |               |
|---|-------------------------------|---------------|
|    | Brushed Platinum              | 12 665 980-06 |
|    | Chrome                        | 12 665 980-00 |
|    | Platinum                      | 12 665 980-08 |
|    | Durabrand (23kt Gold)         | 12 665 980-09 |
|    | Dark Chrome                   | 12 665 980-19 |
|    | Light Gold                    | 12 665 980-26 |
|    | Brushed Light Gold            | 12 665 980-27 |
|    | Brushed Durabrand (23kt Gold) | 12 665 980-28 |
|    | Matte Black                   | 12 665 980-33 |
|   | Brushed Dark Brass            | 12 665 980-39 |
|  | Brushed Bronze                | 12 665 980-42 |
|  | Brushed Champagne (22kt Gold) | 12 665 980-46 |
|  | Champagne (22kt Gold)         | 12 665 980-47 |
|  | Brushed Chrome                | 12 665 980-93 |
|  | Brushed Dark Platinum         | 12 665 980-99 |

# Flush plate for concealed WC cisterns made by Geberit angular - Brushed Platinum

SERIES SPECIFIC

12 665 980 Product version from 4/1/2024

mm [inches]



Flush plate for concealed WC cisterns made by Geberit angular - Brushed Platinum

SERIES SPECIFIC

12 665 980
Product version from 4/1/2024

Parts for other finishes can be found here: Chrome



Spare parts list

| No. | Item Number        | Name   | Quantity used | Delivery time |
|-----|--------------------|--------|---------------|---------------|
| 2   | 90 20 98 000 00-06 | button | 2.00          | 10            |
| 4   | 90 11 98 012 00-06 | cover  | 4.00          | 10            |
| 1   | 90 28 01 030 00 90 | base   | 1.00          | 2             |
| 3   | 90 28 10 212 00 90 | base   | 2.00          | 2             |
| 5   | 90 14 05 090 00 90 | ring   | 1.00          | 2             |