














Rosette - Brushed Light Gold
SERIES-VARIOUS

12 720 660
Product version from 7/1/2023



- rosette Ø 70 mm

Can only be combined with exposed trim parts 36 002 970-FF / 36 110 970-FF / 36 111 970-FF / 36 112 970-FF / 36 050 970-FF.

| | | |
|---|-------------------------------|---------------|
|  | Brushed Light Gold | 12 720 660-27 |
|  | Chrome | 12 720 660-00 |
|  | Brushed Platinum | 12 720 660-06 |
|  | Platinum | 12 720 660-08 |
|  | Dark Chrome | 12 720 660-19 |
|  | Light Gold | 12 720 660-26 |
|  | Brushed Durabrass (23kt Gold) | 12 720 660-28 |
|  | Matte Black | 12 720 660-33 |
|  | Brushed Bronze | 12 720 660-42 |
|  | Brushed Champagne (22kt Gold) | 12 720 660-46 |
|  | Champagne (22kt Gold) | 12 720 660-47 |
|  | Brushed Chrome | 12 720 660-93 |
|  | Brushed Dark Platinum | 12 720 660-99 |

mm [inches]



Parts for other
finishes can be found
here: [Chrome](#)



Spare parts list

| No. | Item Number | Name | Quantity used | Delivery time |
|-----|-----------------|------|---------------|---------------|
| 2 | 09 14 10 046 90 | seal | 1.00 | 2 |
| 1 | 09 30 11 291 90 | disc | 1.00 | 2 |