













META Bath spout without diverter for free-standing assembly - Dark Chrome

META

13 672 661



- 282mm projection
- circular normal flow
- total height 811 - 881 mm
- height up to aerator 671 – 741 mm
- slide-on rosettes Ø 135 mm
- max. flow 28.6 l/min at 3 bar flow pressure
- WRAS

| | | |
|---|-------------------------------|---------------|
|  | Dark Chrome | 13 672 661-19 |
|  | Chrome | 13 672 661-00 |
|  | Brushed Platinum | 13 672 661-06 |
|  | Light Gold | 13 672 661-26 |
|  | Brushed Light Gold | 13 672 661-27 |
|  | Matte Black | 13 672 661-33 |
|  | Brushed Dark Brass | 13 672 661-39 |
|  | Brushed Bronze | 13 672 661-42 |
|  | Brushed Champagne (22kt Gold) | 13 672 661-46 |
|  | Champagne (22kt Gold) | 13 672 661-47 |
|  | Brushed Chrome | 13 672 661-93 |
|  | Brushed Dark Platinum | 13 672 661-99 |

13 672 661



Flow rate chart



Codes & Standards

| | | | |
|----------------|------|----------|----------|
| ASME A112.18.1 | cUPC | DIN 4109 | ISO 3822 |
|----------------|------|----------|----------|

| | | |
|---------------------------|--------------------------------|-----------|
| Scottish Water Byelaws | UK Water Supply Regulations | Ü-Zeichen |
|---------------------------|--------------------------------|-----------|



META Bath spout without diverter for free-standing assembly - Dark Chrome

META

13 672 661

Certificates and sustainability

LGA_18

IAPMO_4976

WRAS_250402

13 672 661

Parts for other
finishes can be found
here: [Chrome](#)

