







TARA Bath spout for wall mounting - Champagne (22kt Gold)

TARA

13 801 892 Product version from 4/1/2024



- 200mm projection
- circular normal flow
- rosette Ø 55 mm
- hole diameter 37 mm
- 1/2" connection
- max. flow 29 l/min at 3 bar flow pressure
- WRAS

	Champagne (22kt Gold)	13 801 892-47
	Chrome	13 801 892-00
	Brushed Platinum	13 801 892-06
	Platinum	13 801 892-08
	Dark Chrome	13 801 892-19
	Brushed Light Gold	13 801 892-27
	Brushed Durabronze (23kt Gold)	13 801 892-28
	Matte Black	13 801 892-33
	Brushed Dark Bronze	13 801 892-39
	Brushed Bronze	13 801 892-42
	Brushed Champagne (22kt Gold)	13 801 892-46
	Brushed Chrome	13 801 892-93
	Brushed Dark Platinum	13 801 892-99

Recommended miscellaneous

- Concealed wall elbow -** 35 085 970 90
- max. recess depth 163 mm
 - min. recess depth 90 mm



mm [inches]



Flow rate chart



Codes & Standards

DIN 4109	ISO 3822	Scottish Water Byelaws	UK Water Supply Regulations
----------	----------	---------------------------	--------------------------------

Ü-Zeichen



TARA Bath spout for wall mounting - Champagne (22kt Gold)

TARA

13 801 892 Product version from 4/1/2024

Certificates and sustainability

LGA_18

WRAS_240602



Spare parts list

No.	Item Number	Name	Quantity used	Delivery time
1	09 27 89 009-47	rosette	1.00	30
4	90 23 01 024 00-47	aerator	1.00	30
3	04 28 22 198 20-47	spout	1.00	30
2	90 14 10 025 00 90	seal	2.00	2