







Deck valve anti-clockwise closing cold - Chrome

SERIES SPECIFIC

20 000 716    Product version from 6/1/2015

- hole diameter 32 mm
- rosette 60 x 60 mm
- with cold marking



	Chrome	20 000 716-00
	Brushed Platinum	20 000 716-06
	Dark Chrome	20 000 716-19
	Brushed Champagne (22kt Gold)	20 000 716-46
	Champagne (22kt Gold)	20 000 716-47
	Brushed Dark Platinum	20 000 716-99

20 000 716 Product version from 6/1/2015

mm [inches]



### Flow rate chart



### Codes & Standards

ASME A112.18.1 cUPC DIN 4109 ISO 3822

### Ü-Zeichen



Deck valve anti-clockwise closing cold - Chrome

SERIES SPECIFIC

20 000 716 Product version from 6/1/2015

Certificates and sustainability

IAPMO\_4976 LGA\_28

20 000 716 Product version from 6/1/2015

Parts for other  
finishes can be found  
here: Brushed  
Platinum



## Spare parts list

No.	Item Number	Name	Quantity used	Delivery time
7	09 23 10 012 90	nut	1.00	2
4	04 23 10 032 78 90	fixing set	1.00	2
3	90 90 03 132 00 90	top	1.00	2
6	09 30 11 059 90	disc	1.00	2
1	90 20 70 057 01-00	handle ( cold )	1.00	10
5	04 17 11 023 10 90	distributor	1.00	2
2	04 17 11 058 32 90	side panel	1.00	2