


## TARA Deck valve clockwise closing - Matte Black

TARA

20 000 882

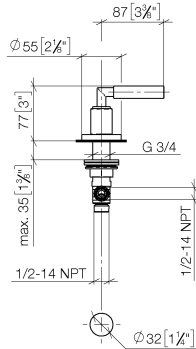


- hole diameter 32 mm
- rosette Ø 55 mm
- WRAS 2112061

	Matte Black	20 000 882-33
	Dark Chrome	20 000 882-19
	Brushed Bronze	20 000 882-42
	Brushed Champagne (22kt Gold)	20 000 882-46
	Champagne (22kt Gold)	20 000 882-47

20 000 882

mm [inches]



Flow rate chart



Codes & Standards

ASME A112.18.1

cUPC

Scottish Water  
Byelaws

UK Water Supply  
Regulations



## TARA Deck valve clockwise closing - Matte Black

---

TARA

20 000 882

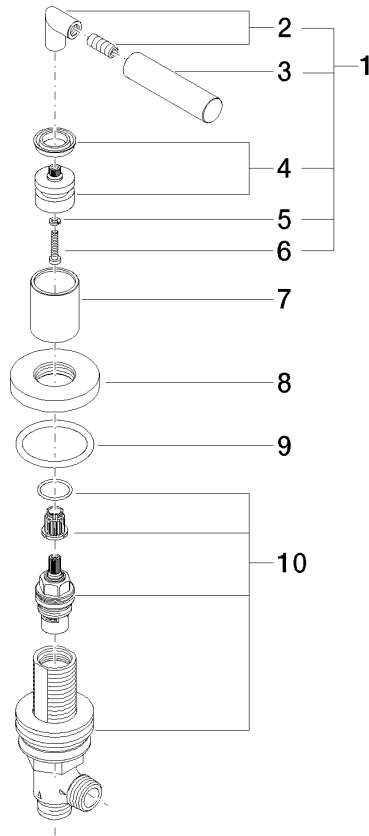
### Certificates

---

IAPMO\_4976

WRAS\_2112

Parts for other  
finishes can be found  
here: Dark Chrome





## TARA Deck valve clockwise closing - Matte Black

TARA

20 000 882

### Spare parts list

No.	Item Number	Name	Quantity used	Delivery time
	04 20 88 052 00-33	handle	10	30