

## VAIA Three-hole basin mixer with pop-up waste - Chrome




VAIA

20 713 809



- 168mm projection
- pivotable spout 360°
- circular, air-enriched flow
- height of mixer 280 mm
- height up to aerator 191 mm
- hole diameter valve 32 mm
- hole diameter spout 35 mm
- rosette Ø 60 mm
- max. flow 5.7 l/min
- lead-free
- This product can help a building meet the requirements of Green Building Rating Systems, e.g. LEED®, BREEAM®, DGNB

Only suitable for basins with an overflow.

|   |                                |               |
|---|--------------------------------|---------------|
|  | Chrome                         | 20 713 809-00 |
|  | Brushed Platinum               | 20 713 809-06 |
|  | Platinum                       | 20 713 809-08 |
|  | Dark Chrome                    | 20 713 809-19 |
|  | Brushed Durabronze (23kt Gold) | 20 713 809-28 |
|  | Brushed Champagne (22kt Gold)  | 20 713 809-46 |
|  | Champagne (22kt Gold)          | 20 713 809-47 |
|  | Brushed Dark Platinum          | 20 713 809-99 |

### Recommended miscellaneous



#### High pressure hoses -

- 2x 3/8" x 1/2" x 500mm high pressure hose

12 506 970 90

20 713 809

mm [inches]



### Flow rate chart



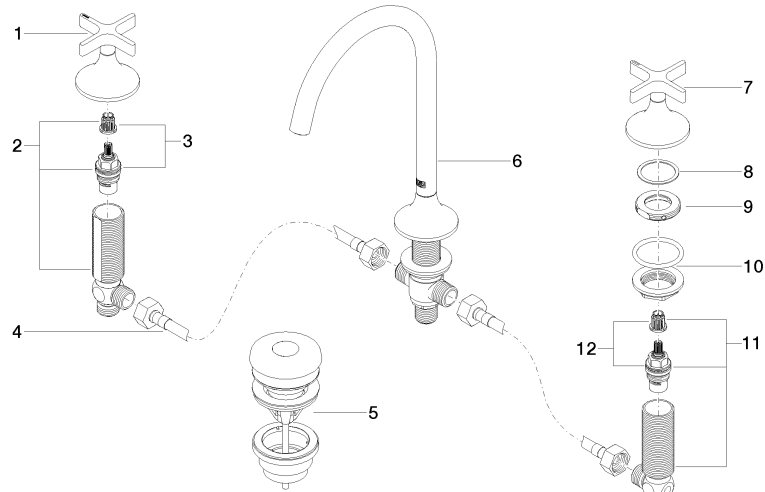
### Certificates

LGA\_29292.

ACS\_20 ACC LY 737. GDV\_0400287.

WRAS\_2312068.

20 713 809



## Spare parts list

| No. | Item Number        | Name  | Quantity used | Delivery time |
|-----|--------------------|---|---------------|---------------|
| 1   | 90 20 80 011 00-00 | handle ( hot )  | 1             | 10            |
| 2   | 04 17 11 055 51 90 | side panel  | 1             | 2             |
| 3   | 90 90 03 151 00 90 | top   | 1             | 2             |
| 4   | 04 30 04 096 00 90 | hose  | 2             | 2             |
| 5   | 10 125 970-00      | Basin Waste with push fastening 1 1/4" - Chrome             | 1             | 2             |
| 6   | 13 716 809-00      | VAIA Deck-mounted basin spout without pop-up waste - Chrome | 1             | 10            |
| 7   | 90 20 80 010 00-00 | handle ( cold )   | 1             | 10            |
| 8   | 09 28 10 003 90    | ring  | 2             | 2             |
| 9   | 09 24 01 028 90    | ring  | 2             | 2             |
| 10  | 04 23 10 032 46 90 | fixing set  | 2             | 2             |
| 11  | 04 17 11 055 50 90 | side panel  | 1             | 2             |
| 12  | 90 90 03 150 00 90 | top   | 1             | 2             |