

TARA Three-hole basin mixer with pop-up waste - Brushed Dark Platinum













TARA

20 713 882 Product version from 6/30/2009 to 6/25/2021



- 165mm projection
- pivotable spout 360°
- circular, air-enriched flow
- height of mixer 285 mm
- height up to aerator 163 mm
- hole diameter valve 32 mm
- hole diameter spout 35 mm
- rosette Ø 55 mm
- 2x screw-in M 10 x 1 pressure hose, leak-tested
- max. flow 7 l/min
- lead-free
- WRAS
- This product can help a building meet the requirements of Green Building Rating Systems, e.g. LEED®, BREEAM®, DGNB

Only suitable for basins with an overflow.

	Brushed Dark Platinum	20 713 882-99
	Chrome	20 713 882-00
	Brushed Platinum	20 713 882-06
	Platinum	20 713 882-08
	Dark Chrome	20 713 882-19
	Brushed Durabronze (23kt Gold)	20 713 882-28
	Matte Black	20 713 882-33
	Brushed Dark Brass	20 713 882-39
	Brushed Bronze	20 713 882-42
	Brushed Champagne (22kt Gold)	20 713 882-46
	Champagne (22kt Gold)	20 713 882-47
	Brushed Chrome	20 713 882-93

Recommended miscellaneous



High pressure hoses -
• 2x 3/8" x 1/2" x 500mm high pressure hose

12 506 970 90

20 713 882 Product version from 6/30/2009 to 6/25/2021



Flow rate chart



Codes & Standards

DIN 4109	EN 200	Executive Order no. 1007	ISO 3822
Scottish Water Byelaws	UK Water Supply Regulations	Ü-Zeichen	VA-Zeichen
XP P 41-280			



TARA Three-hole basin mixer with pop-up waste - Brushed Dark Platinum

TARA

20 713 882 Product version from 6/30/2009 to 6/25/2021

Certificates and sustainability

LGA_18	ETA_18	WRAS_2212	ACS_20 ACC LY	GDV_0400
--------	--------	-----------	---------------	----------





TARA Three-hole basin mixer with pop-up waste - Brushed Dark Platinum

TARA

20 713 882 Product version from 6/30/2009 to 6/25/2021

Spare parts list

No.	Item Number	Name	Quantity used	Delivery time
3	09 30 30 057 90	screw	1.00	2
15	90 12 12 007 00-99	base	2.00	20
6	09 28 10 133-99	ring	1.00	20
1	90 28 22 213 01-99	spout	1.00	20
2	90 23 01 028 03-99	aerator	1.00	20
14	09 20 88 052-99	handle	2.00	20
10	04 30 11 038 00 90	fixing set	1.00	2
9	09 14 05 047 90	seal	1.00	2
5	04 20 89 030 80-99	pull-rod	1.00	20
12	04 20 88 052 00-99	handle	2.00	20
19	09 27 89 105-99	rosette	2.00	20
4	09 11 10 087 10-99	connection	1.00	20
18	09 21 02 140-99	sleeve	2.00	20
11	09 31 11 011 90	pin	1.00	2
8	04 30 04 019 00 90	hose	2.00	2
13	04 18 20 022 00-99	angle	2.00	20
21	90 17 11 040 50 90	side panel	1.00	2
7	90 17 11 040 51 90	side panel	1.00	2
17	90 30 30 075 00 90	screw	2.00	2
16	90 30 11 029 00 90	disc	2.00	2
20	90 14 10 043 00 90	seal	2.00	2
22	90 11 01 001 00-99	pop-up waste	1.00	20