

MADISON Showerpipe with shower mixer without hand shower - Brushed Dark Platinum

MADISON

26 632 360 Product version from 7/1/2022



Rain shower:

- rain shower Ø 200 mm
- overhead shower: rain flow
- max. rainshower flow 7 l/min
- Function from: l/min

hand shower:

Control element:

- rotary diverter for fixed-riser shower/hand shower
- metal shower hose 1250mm with integrated anti-twist protection

Technical data:





- shower with fixed riser projection 420mm
- height of fittings up to rain shower (bottom edge) 1009mm
- height of fittings up to top edge of elbow 1180mm
- rosette for wall mounting Ø 70mm
- rosette for shower mixer Ø 60mm
- rosette for shower holder Ø 66mm
- Pipe diameter 20 mm
- gauge 150 mm - 13 mm
- 1/2" connection

Notes:

- This product can help a building meet the requirements of Green Building Rating Systems, e.g. LEED®, BREEAM®, DGNB

This article does not include a hand shower!

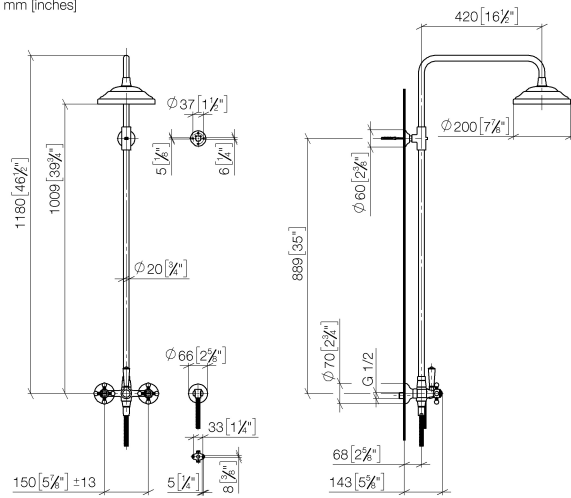
Intrinsic protection against back flow.

	Brushed Dark Platinum	26 632 360-99 0050
	Chrome	26 632 360-00 0050
	Brushed Platinum	26 632 360-06 0050
	Platinum	26 632 360-08 0050
	Durabrass (23kt Gold)	26 632 360-09 0050
	Brushed Durabrass (23kt Gold)	26 632 360-28 0050
	Brushed Dark Brass	26 632 360-39 0050

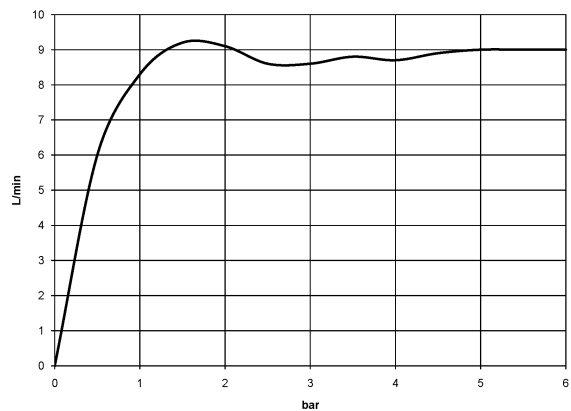
MADISON Showerpipe with shower mixer without hand shower - Brushed Dark Platinum

MADISON

26 632 360 Product version from 7/1/2022
mm [inches]



Flow rate chart

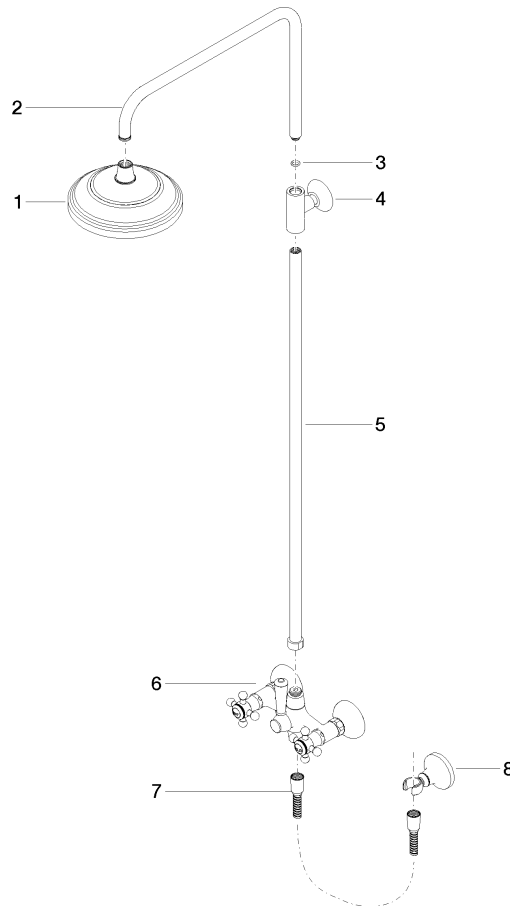


MADISON Showerpipe with shower mixer without hand shower - Brushed Dark Platinum

MADISON

26 632 360 Product version from 7/1/2022

Parts for other
finishes can be found
here: [Chrome](#)



Spare parts list

No.	Item Number	Name	Quantity used	Delivery time
4	90 17 11 033 00-99	holder	1.00	20
7	28 104 970-99	Metal shower hose 1/2" x 1/2" x 1250 mm - Brushed Dark Platinum	1.00	2
8	28 050 410-99	holder	1.00	60
6	04 17 10 001 00-99	fitting	1.00	20
2	04 28 22 101 20-99	spout	1.00	20
5	90 28 22 096 00-99	pipe	1.00	20
3	90 14 10 011 00 90	seal	1.00	2
1	90 12 05 038 20-99	shower	1.00	20