

## Hand shower set with individual rosettes with volume control - Chrome

IMO

27 809 985



Fits: IMO, MEM, CL.1, CYO

- COMPACT RAIN, max. flow rate 6.8 l/min (at 3 bar)
- with volume control
- with anti-scale system
- 3/8" shower outlet
- rosette for wall elbow 60 x 60mm
- rosette for shower holder 60 x 60mm
- metal shower hose 1250mm with integrated anti-twist protection
- 1/2" wall elbow
- This product can help a building meet the requirements of Green Building Rating Systems, e.g. LEED®, BREEAM®, DGNB

Intrinsic protection against back flow.

	Chrome	27 809 985-00 0050
	Brushed Platinum	27 809 985-06 0050
	Platinum	27 809 985-08 0050
	Dark Chrome	27 809 985-19 0050
	Brushed Light Gold	27 809 985-27 0050
	Brushed Durabronz (23kt Gold)	27 809 985-28 0050
	Brushed Champagne (22kt Gold)	27 809 985-46 0050
	Champagne (22kt Gold)	27 809 985-47 0050
	Brushed Chrome	27 809 985-93 0050
	Brushed Dark Platinum	27 809 985-99 0050

### Recommended miscellaneous



#### Concealed wall elbow -

35 085 970 90

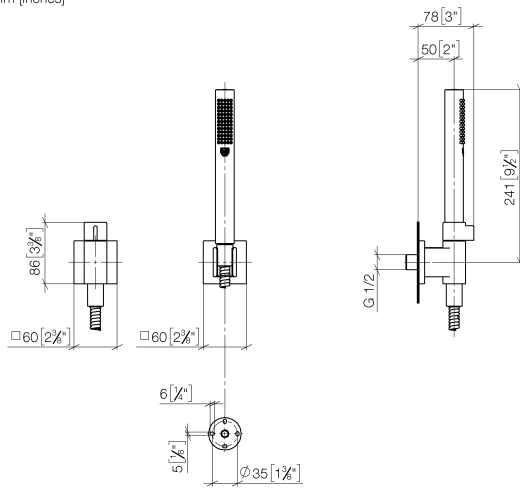
- max. recess depth 163 mm
- min. recess depth 90 mm

## Hand shower set with individual rosettes with volume control - Chrome

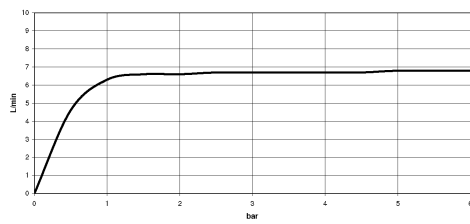
IMO

27 809 985

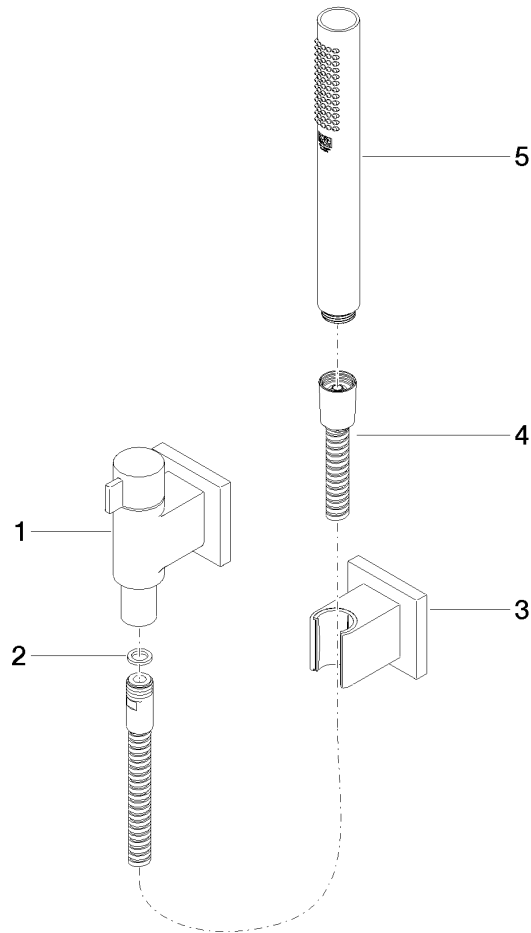
mm [inches]



### Flow rate chart



**Product version from 7/1/2022**





## Hand shower set with individual rosettes with volume control - Chrome

IMO

27 809 985

### Spare parts list

#### Product version from 7/1/2022

No.	Item Number	Name	Quantity used	Delivery time
	28 451 985-00	connection	5	60