













WATER TUBE Kneipp wall elbow with hose holder with individual rosettes -

SERIES SPECIFIC

Brushed Platinum

27 821 979	Product version up to 3/12/2018		
	<ul style="list-style-type: none"> • LAMINAR FLOW, max. flow rate 15 l/min (at 3 bar) • with volume control • rosette 60 x 60 mm • holder for Kneipp hose • 1/2" wall elbow • without hose 		Brushed Platinum
	Intrinsic protection against back flow.		
	Product change as of 1.4.2023: max. flow 15 l/min		
			Chrome
			Platinum
			Dark Chrome
			Brushed Light Gold
			Brushed Durabrass (23kt Gold)
			Matte Black
			Brushed Champagne (22kt Gold)
			Champagne (22kt Gold)
			Brushed Chrome
			Brushed Dark Platinum

Recommended miscellaneous

	Concealed wall elbow -	35 085 970 90
	•max. recess depth 163 mm	
	•min. recess depth 90 mm	

Required miscellaneous

	WATER TUBE Kneipp hose black	28 286 979-06
	2000 mm - Brushed Platinum	
	•with holding ring	
	•hose nozzle with sleeve M33	

Required miscellaneous

	WATER TUBE Kneipp hose white	28 285 979-06
	2000 mm - Brushed Platinum	
	•with holding ring	
	•hose nozzle with sleeve M33	

WATER TUBE Kneipp wall elbow with hose holder with individual rosettes - Brushed Platinum

SERIES SPECIFIC

27 821 979 Product version up to 3/12/2018
mm [inches]



Flow rate chart



Codes & Standards

EN 1717



WATER TUBE Kneipp wall elbow with hose holder with individual rosettes - Brushed Platinum

SERIES SPECIFIC

27 821 979 Product version up to 3/12/2018

Certificates and sustainability

Belgaqua_22_280_2

WATER TUBE Kneipp wall elbow with hose holder with individual rosettes - Brushed Platinum

SERIES SPECIFIC

27 821 979 Product version up to 3/12/2018



Spare parts list

No.	Item Number	Name	Quantity used	Delivery time
6	90 31 11 112 00 90	pin	1.00	2
13	05 30 31 025 00 90	fixing set	1.00	2
16	09 31 11 148 90	pin	2.00	2
3	90 23 01 146 00 90	flow reducer	1.00	2
10	09 27 97 021-06	rosette	1.00	10
1	09 20 97 021-06	handle	1.00	10
14	09 27 97 022-06	rosette	1.00	10
7	09 14 10 081 90	seal	1.00	2
9	09 31 11 040 90	pin	1.00	2
5	90 23 01 045 00 90	back-flow preventer	1.00	2
2	90 90 03 145 00 90	top	1.00	2
15	08 17 20 726 90	holder	2.00	2
17	09 17 20 023-06	holder	1.00	10
12	90 14 10 049 00 90	seal	1.00	2
8	09 24 03 151 90	nipple	1.00	2
4	09 11 03 135-06	connection	1.00	60
11	09 14 10 119 90	seal	1.00	2