








MADISON Hand shower - Brushed Durabrand (23kt Gold)

28 002 978



- Three settings: COMPACT RAIN, COMPACT SOFT FLOW, COMPACT AQUAPRESSURE FLOW, max. flow rate 6.8 l/min (at 3 bar)
- with anti-scale system
- spray head Ø 95mm
- 1/2" connection
- This product can help a building meet the requirements of Green Building Rating Systems, e.g. LEED®, BREEAM®, DGNB

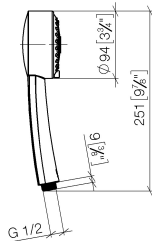
Intrinsic protection against back flow.

| | | |
|---|-------------------------------|--------------------|
|  | Brushed Durabrand (23kt Gold) | 28 002 978-28 0050 |
|  | Chrome | 28 002 978-00 0050 |
|  | Brushed Platinum | 28 002 978-06 0050 |
|  | Platinum | 28 002 978-08 0050 |
|  | Durabrand (23kt Gold) | 28 002 978-09 0050 |
|  | Brushed Chrome | 28 002 978-93 0050 |
|  | Brushed Dark Platinum | 28 002 978-99 0050 |

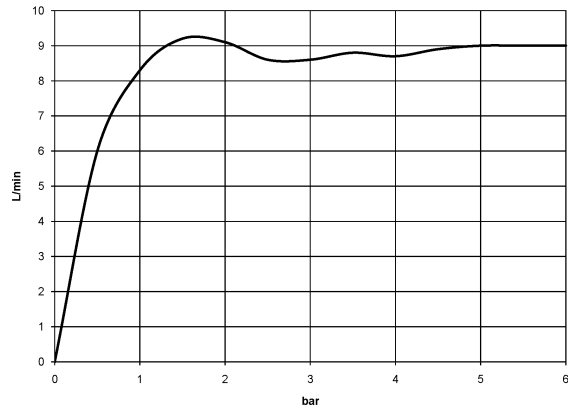
MADISON Hand shower - Brushed Durabross (23kt Gold)

28 002 978

mm [inches]



Flow rate chart



Spare parts list

| No. | Item Number | Name | Quantity used | Delivery time |
|-----|--------------------|--------|---------------|---------------|
| 1 | 09 21 02 115 90 | cap | 1 | 2 |
| 2 | 09 23 01 039 90 | sieve | 1 | 2 |
| 3 | 04 12 11 071 00 90 | shower | 1 | 2 |
| 4 | 09 30 09 022 90 | key | 1 | 2 |