

MADISON Hand shower -

MADISON





28 002 978



- Three settings: COMPACT RAIN, COMPACT SOFT FLOW, COMPACT AQUAPRESSURE FLOW, max. flow rate 6.8 l/min (at 3 bar)
- with anti-scale system
- spray head Ø 95mm
- 1/2" connection
- This product can help a building meet the requirements of Green Building Rating Systems, e.g. LEED®, BREEAM®, DGNB

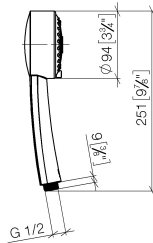
Intrinsic protection against back flow.

28 002 978-43 0050

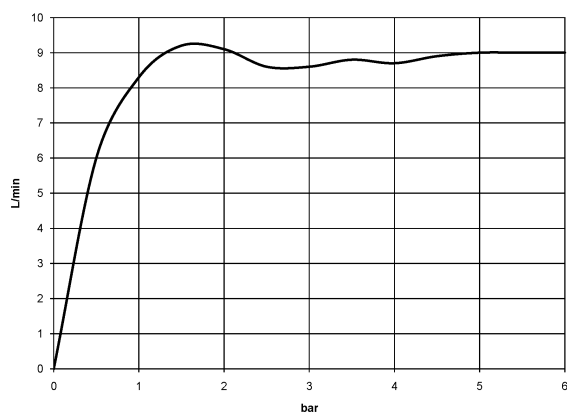
	Chrome	28 002 978-00 0050
	Brushed Platinum	28 002 978-06 0050
	Platinum	28 002 978-08 0050
	Durabrass (23kt Gold)	28 002 978-09 0050
	Brushed Durabrass (23kt Gold)	28 002 978-28 0050
		28 002 978-39 0050
	Brushed Bronze	28 002 978-42 0050
	Brushed Chrome	28 002 978-93 0050
	Brushed Dark Platinum	28 002 978-99 0050

28 002 978

mm [inches]



### Flow rate chart





## MADISON Hand shower -

MADISON

28 002 978



## MADISON Hand shower -

MADISON

28 002 978

### **Spare parts list**