

Hand shower - Light Gold

28 012 979 Product version from 7/1/2022



- Four settings: COMPACT RAIN, COMPACT SOFT FLOW, COMPACT AQUAPRESSURE FLOW, COMPACT CASCADE, max. flow rate 6.8 l/min (at 3 bar)
- with anti-scale system
- spray head Ø 120mm
- 1/2" connection
- This product can help a building meet the requirements of Green Building Rating Systems, e.g. LEED®, BREEAM®, DGNB

Intrinsic protection against back flow.

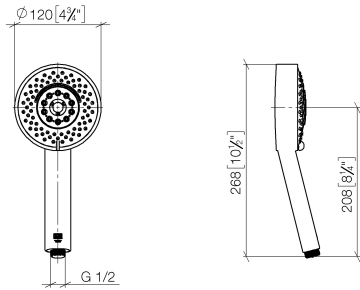
| | | |
|---|-------------------------------|--------------------|
|  | Light Gold | 28 012 979-26 0050 |
|  | Chrome | 28 012 979-00 0050 |
|  | Brushed Platinum | 28 012 979-06 0050 |
|  | Platinum | 28 012 979-08 0050 |
|  | Dark Chrome | 28 012 979-19 0050 |
|  | Brushed Light Gold | 28 012 979-27 0050 |
|  | Brushed Durabrass (23kt Gold) | 28 012 979-28 0050 |
|  | Matte Black | 28 012 979-33 0050 |
|  | Brushed Bronze | 28 012 979-42 0050 |
|  | Brushed Champagne (22kt Gold) | 28 012 979-46 0050 |
|  | Champagne (22kt Gold) | 28 012 979-47 0050 |
|  | Brushed Chrome | 28 012 979-93 0050 |
|  | Brushed Dark Platinum | 28 012 979-99 0050 |



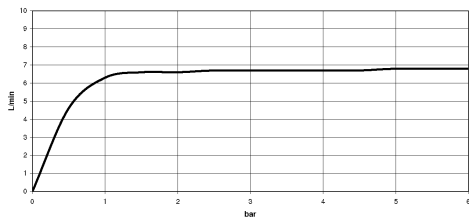
Hand shower - Light Gold

28 012 979 Product version from 7/1/2022

mm [inches]



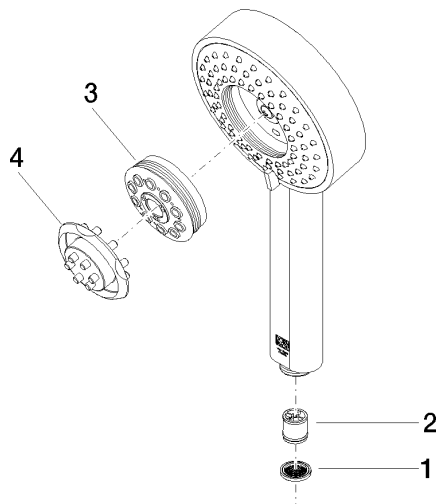
Flow rate chart



Hand shower - Light Gold

28 012 979 Product version from 7/1/2022

Parts for other
finishes can be found
here: [Chrome](#)



Spare parts list

| No. | Item Number | Name | Quantity used | Delivery time |
|-----|--------------------|--------------|---------------|---------------|
| 1 | 09 23 01 039 90 | sieve | 1 | 2 |
| 2 | 09 23 01 166 90 | flow reducer | 1 | 2 |
| 3 | 04 12 11 071 00 90 | shower | 1 | 2 |
| 4 | 09 30 09 022 90 | key | 1 | 2 |