

## Hand shower FlowReduce - Brushed Bronze

IMO

















28 012 979



- Four settings: COMPACT RAIN, COMPACT SOFT FLOW, COMPACT AQUAPRESSURE FLOW, COMPACT CASCADE, max. flow rate 6.8 l/min (at 3 bar)
- with anti-scale system
- spray head Ø 120mm
- 1/2" connection
- This product can help a building meet the requirements of Green Building Rating Systems, e.g. LEED®, BREEAM®, DGNB

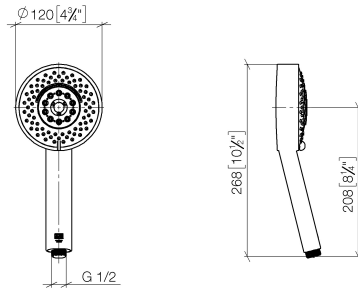
Intrinsic protection against back flow.

Fits: IMO, LULU, MADISON, MEM, TARA, CL.1, LISSÉ, VAIA, META, CYO

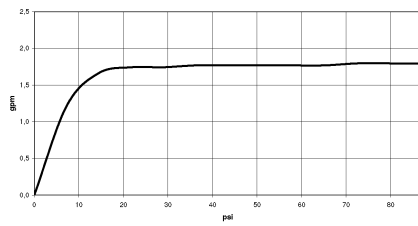
	Brushed Bronze	28 012 979-42 0010
	Chrome	28 012 979-00 0050
	Brushed Platinum	28 012 979-06 0050
	Platinum	28 012 979-08 0050
	Dark Chrome	28 012 979-19 0050
	Light Gold	28 012 979-26 0050
	Light Gold	28 012 979-26
	Brushed Light Gold	28 012 979-27 0050
	Brushed Light Gold	28 012 979-27
	Brushed Durabronze (23kt Gold)	28 012 979-28 0050
	Matte Black	28 012 979-33 0050
	Brushed Bronze	28 012 979-42 0050
	Brushed Champagne (22kt Gold)	28 012 979-46 0050
	Champagne (22kt Gold)	28 012 979-47 0050
	Brushed Chrome	28 012 979-93 0050
	Brushed Dark Platinum	28 012 979-99 0050

28 012 979

mm [inches]



## Flow rate chart



## Codes & Standards

DIN 4109

ISO 3822

Ü-Zeichen



## Hand shower FlowReduce - Brushed Bronze

---

IMO

28 012 979

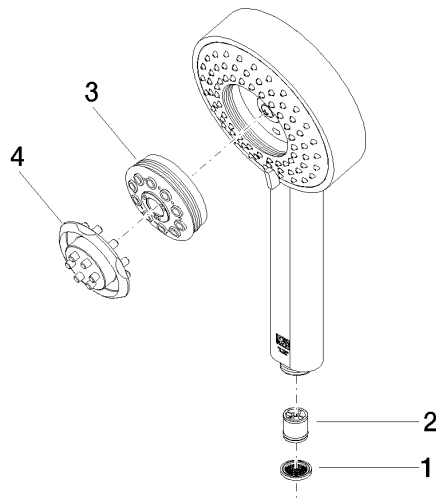
### Certificates

---

LGA\_29

**Product version from 4/1/2024**

Parts for other  
finishes can be found  
here: [Chrome](#)





## Hand shower FlowReduce - Brushed Bronze

IMO

28 012 979

### Spare parts list

#### Product version from 4/1/2024

No.	Item Number	Name	Quantity used	Delivery time
	09 23 01 039 90	sieve	4	2