

# Hand shower FlowReduce - Brushed Dark Platinum

28 012 979 Product version from 4/1/2024



- Four settings: COMPACT RAIN, COMPACT SOFT FLOW, COMPACT AQUAPRESSURE FLOW, COMPACT CASCADE, max. flow rate 6.8 l/min (at 3 bar)
- with anti-scale system
- spray head Ø 120mm
- 1/2" connection
- This product can help a building meet the requirements of Green Building Rating Systems, e.g. LEED®, BREEAM®, DGNB

Intrinsic protection against back flow.

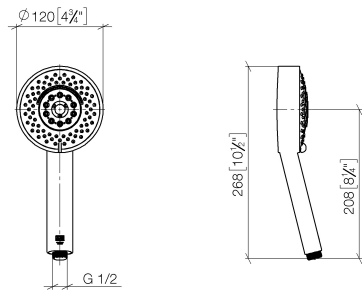
	Brushed Dark Platinum	28 012 979-99 0010
	Chrome	28 012 979-00 0050
	Brushed Platinum	28 012 979-06 0050
	Platinum	28 012 979-08 0050
	Dark Chrome	28 012 979-19 0050
	Light Gold	28 012 979-26 0050
	Brushed Light Gold	28 012 979-27 0050
	Brushed Durabrass (23kt Gold)	28 012 979-28 0050
	Matte Black	28 012 979-33 0050
	Brushed Bronze	28 012 979-42 0050
	Brushed Champagne (22kt Gold)	28 012 979-46 0050
	Champagne (22kt Gold)	28 012 979-47 0050
	Brushed Chrome	28 012 979-93 0050
	Brushed Dark Platinum	28 012 979-99 0050



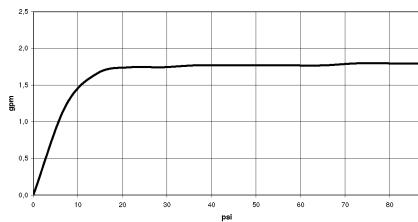
# Hand shower FlowReduce - Brushed Dark Platinum

28 012 979    Product version from 4/1/2024

mm [inches]



## Flow rate chart



## Codes & Standards

ASME A112.18.1	cUPC	DIN 4109	ISO 3822
----------------	------	----------	----------

## Ü-Zeichen



## Hand shower FlowReduce - Brushed Dark Platinum

---

28 012 979 Product version from 4/1/2024

### Certificates

---

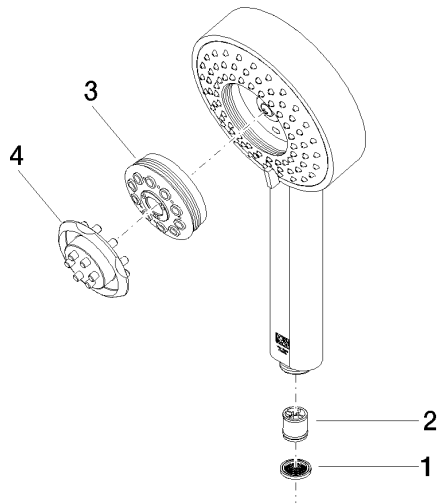
LGA\_29

IAPMO\_4976 (

# Hand shower FlowReduce - Brushed Dark Platinum

28 012 979    Product version from 4/1/2024

Parts for other  
finishes can be found  
here: [Chrome](#)



## Spare parts list

No.	Item Number	Name	Quantity used	Delivery time
1	09 23 01 039 90	sieve	1	2
2	09 23 01 166 90	flow reducer	1	2
3	04 12 11 071 00 90	shower	1	2
4	09 30 09 022 90	key	1	2