

Hand shower - Brushed Platinum

IMO



























28 015 979



- COMPACT RAIN, max. flow rate 6.8 l/min (at 3 bar)
- with anti-scale system
- spray head Ø 100mm
- 1/2" connection
- This product can help a building meet the requirements of Green Building Rating Systems, e.g. LEED®, BREEAM®, DGNB

Intrinsic protection against back flow.

Fits: IMO, LULU, MADISON, MEM, TARA, CL.1, LISSÉ, VAIA, META, CYO




	Brushed Platinum	28 015 979-06 0050
	Chrome	28 015 979-00 0010
	Chrome	28 015 979-00 0050
	Brushed Platinum	28 015 979-06 0010
	Platinum	28 015 979-08 0010
	Platinum	28 015 979-08 0050
	Matte White	28 015 979-10 0050
	Dark Chrome	28 015 979-19 0010
	Dark Chrome	28 015 979-19 0050
	Light Gold	28 015 979-26 0050
	Light Gold	28 015 979-26
	Light Gold	28 015 979-26 0010
	Brushed Light Gold	28 015 979-27 0050
	Brushed Light Gold	28 015 979-27
	Brushed Light Gold	28 015 979-27 0010
	Brushed Durabrass (23kt Gold)	28 015 979-28 0010
	Brushed Durabrass (23kt Gold)	28 015 979-28 0050
	Matte Black	28 015 979-33 0010
	Matte Black	28 015 979-33 0050
	Brushed Bronze	28 015 979-42 0010
	Brushed Bronze	28 015 979-42 0050
	Brushed Champagne (22kt Gold)	28 015 979-46 0010
	Brushed Champagne (22kt Gold)	28 015 979-46 0050
	Champagne (22kt Gold)	28 015 979-47 0010
	Champagne (22kt Gold)	28 015 979-47 0050
	Brushed Chrome	28 015 979-93 0010

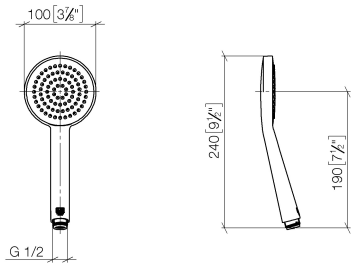


Hand shower - Brushed Platinum

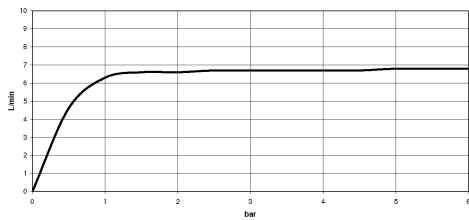
IMO

28 015 979

	Brushed Chrome	28 015 979-93 0050
	Brushed Dark Platinum	28 015 979-99 0010
	Brushed Dark Platinum	28 015 979-99 0050

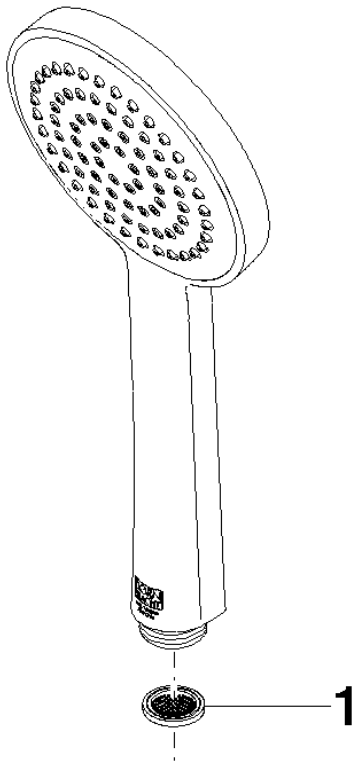


Flow rate chart



28 015 979

Parts for other
finishes can be found
here: [Chrome](#)



Spare parts list

No.	Item Number	Name	Quantity used	Delivery time
1	09 23 01 039 90	sieve	1	2