

Hand shower - Brushed brass (PVD)

SERIES-VARIOUS

28 015 979





- spray head Ø 100mm
- COMPACT RAIN, max. flow rate 6.8 l/min (at 3 bar)
- with anti-scale system
- 1/2" connection

Notes:

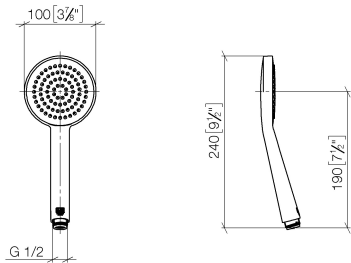
- This product can help a building meet the requirements of Green Building Rating Systems, e.g. LEED®, BREEAM®, DGNB

Intrinsic protection against back flow.

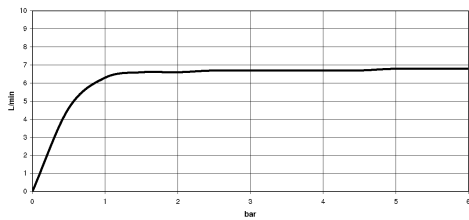
	Brushed brass (PVD)	28 015 979-43 0050
	Brushed Dark Brass	28 015 979-39 0050
	Brushed brass (PVD)	28 015 979-43 0010

28 015 979

mm [inches]



Flow rate chart



28 015 979

Parts for other
finishes can be found
here: Brushed Dark
Brass

