

Hand shower - Matte Black

IMO



28 016 979



- Three or five settings: COMPACT RAIN, COMPACT SOFT FLOW, COMPACT AQUAPRESSURE FLOW, max. flow rate 15 l/min (at 3 bar)
- with anti-scale system
- spray head Ø 130 mm
- 1/2" connection
- WRAS 2009011

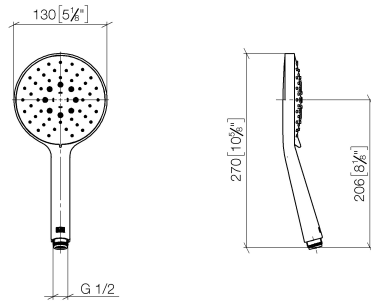
Intrinsic protection against back flow.

Fits: IMO, LULU, MADISON, MEM, TARA, CL.1, LISSÉ, VAIA, META, CYO

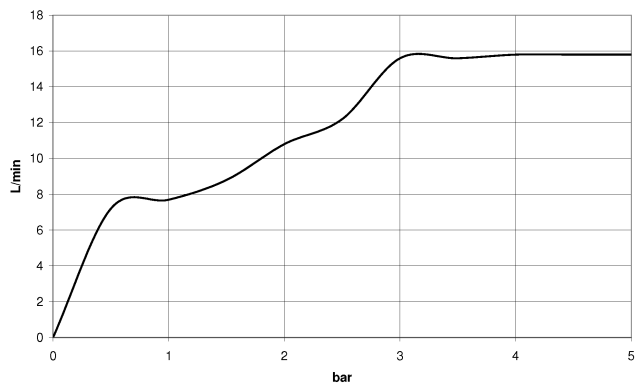
	Matte Black	28 016 979-33
	Chrome	28 016 979-00 0050
	Brushed Platinum	28 016 979-06 0050
	Platinum	28 016 979-08 0050
	Dark Chrome	28 016 979-19 0050
	Light Gold	28 016 979-26 0050
	Brushed Light Gold	28 016 979-27 0050
	Brushed Durabronze (23kt Gold)	28 016 979-28 0050
	Matte Black	28 016 979-33 0050
	Brushed Bronze	28 016 979-42 0010
	Brushed Bronze	28 016 979-42 0050
	Brushed Champagne (22kt Gold)	28 016 979-46 0050
	Champagne (22kt Gold)	28 016 979-47 0050
	Brushed Chrome	28 016 979-93 0050
	Brushed Dark Platinum	28 016 979-99 0050

28 016 979

mm [inches]



Flow rate chart



Codes & Standards

DIN 4109

EN 1112

ISO 3822

Scottish Water
Byelaws

UK Water Supply
Regulations

Ü-Zeichen



Hand shower - Matte Black

IMO

28 016 979

Certificates

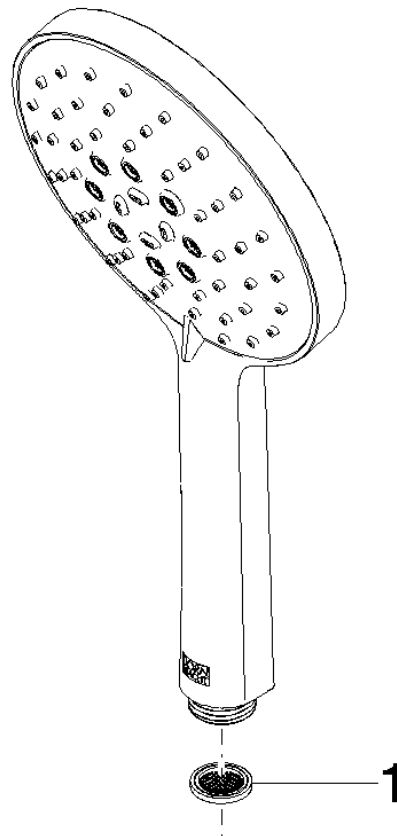
WRAS_2009

LGA_29

DVGW_DW-
6517DN0

Product version from 4/1/2024

Parts for other
finishes can be found
here: [Chrome](#)





Hand shower - Matte Black

IMO

28 016 979

Spare parts list

Product version from 4/1/2024

No.	Item Number	Name	Quantity used	Delivery time
	09 23 01 039 90	sieve	1	2