

Hand shower - Chrome

IMO












28 018 979



- Three or five settings: COMPACT RAIN, COMPACT SOFT FLOW, COMPACT AQUAPRESSURE FLOW, max. flow rate 15 l/min (at 3 bar)
- with anti-scale system
- spray head Ø 100mm
- 1/2" connection
- WRAS 1704043
- Function from: 7 l/min

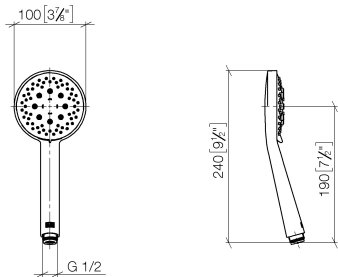
Intrinsic protection against back flow.

Fits: IMO, LULU, MADISON, MEM, TARA, CL.1, LISSÉ, VAIA, META, CYO

	Chrome	28 018 979-00
	Chrome	28 018 979-00 0050
	Brushed Platinum	28 018 979-06 0050
	Platinum	28 018 979-08 0050
	Dark Chrome	28 018 979-19 0050
	Brushed Durabrass (23kt Gold)	28 018 979-28 0050
	Matte Black	28 018 979-33 0050
	Brushed Champagne (22kt Gold)	28 018 979-46 0050
	Champagne (22kt Gold)	28 018 979-47 0050
	Brushed Chrome	28 018 979-93 0050
	Brushed Dark Platinum	28 018 979-99 0050

28 018 979

mm [inches]

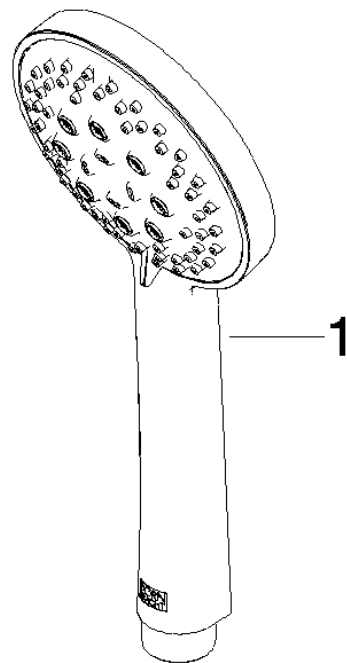


Flow rate chart



Certificates

LGA_29984.	DVGW_DW-6517DN0129.	WRAS_2210003.
------------	---------------------	---------------



Spare parts list

No.	Item Number	Name	Quantity used	Delivery time
1	09 23 01 039 90	sieve	1	2