

## Rain shower for surface-mounted ceiling installation with light 300 mm - Chrome

28 032 970 Product version from 7/1/2022



- rain shower Ø 300 mm
- PURE RAIN, max. flow rate 6.8 l/min (at 3 bar)
- PURIFY RAIN, max. flow rate 6.8 l/min (at 3 bar)
- Distance to ceiling from bottom edge of shower 40 mm
- with anti-scale system

### Ceiling module power supply

- 350mA (CC)

### Spot lighting

- LED colour temperature approx. 3000 K
- Bulbs protected against splashing water
- Contains energy efficiency class bulbs
- Technology: LED, not dimmable
- Provided by customer: Light switch

### Environment

- Not suitable for outdoor use.
- Not suitable for use in a steam room.
- Not suitable for use in chlorinated or salty environments.
- Comply with the protection zone regulations as defined in DIN VDE 0100, Part 701 (IEC 60364-7-701).

	Chrome	28 032 970-00 0050
	Brushed Platinum	28 032 970-06 0050
	Platinum	28 032 970-08 0050
	Dark Chrome	28 032 970-19 0050
	Light Gold	28 032 970-26 0050
	Brushed Light Gold	28 032 970-27 0050
	Brushed Durabronze (23kt Gold)	28 032 970-28 0050
	Matte Black	28 032 970-33 0050
	Brushed Bronze	28 032 970-42 0050
	Brushed Champagne (22kt Gold)	28 032 970-46 0050
	Champagne (22kt Gold)	28 032 970-47 0050
	Brushed Chrome	28 032 970-93 0050
	Brushed Dark Platinum	28 032 970-99 0050

## Required miscellaneous



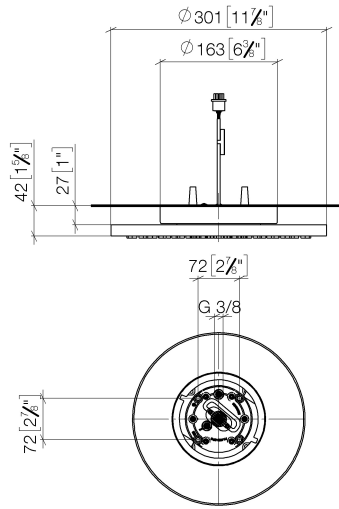
### Concealed ceiling installation box for surface-mounted ceiling installation with light -

35 042 970 90

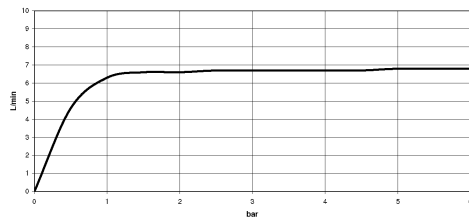
- min. recess depth mm
- max. recess depth mm
- 2x female thread 1/2" connections
- Input 100-240V AC 50-60Hz
- concealed rough parts
- Output 350 mA SELV / Class 2
- Provided by customer: Light switch

**Rain shower for surface-mounted ceiling installation with light 300 mm -  
Chrome**

28 032 970    Product version from 7/1/2022  
mm [inches]

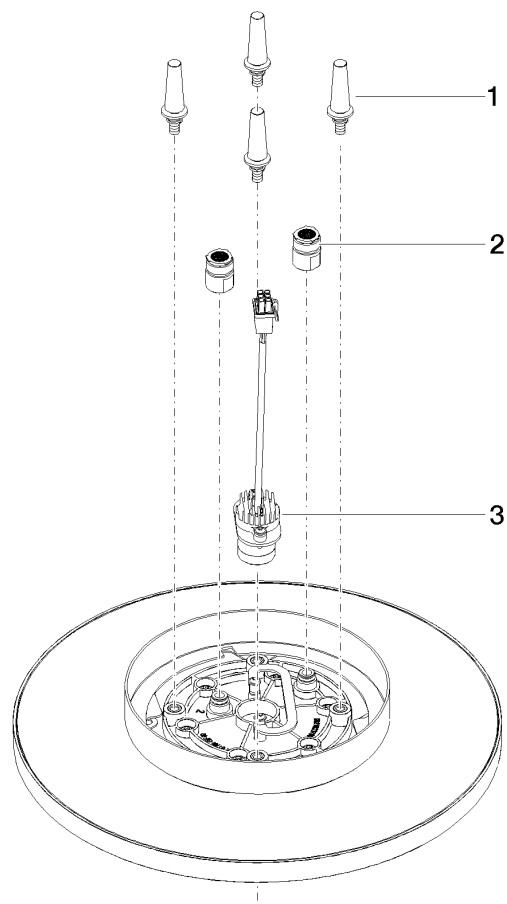


**Flow rate chart**



Rain shower for surface-mounted ceiling installation with light 300 mm - Chrome

28 032 970
Product version from 7/1/2022



Spare parts list

No.	Item Number	Name	Quantity used	Delivery time
1	90 17 20 263 00 90	fixing set	1	2
2	90 24 03 309 02 90	connection	2	2
3	90 10 01 225 00 90	electronic accessories	1	2