

Shower head - Matte Black

28 504 670 Product version from 7/1/2022



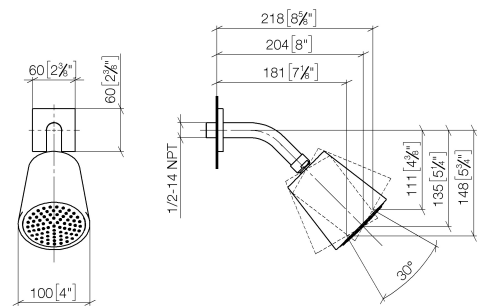
- 180-210mm projection
- ball-joint pivotable through 30°
- PURIFY RAIN, max. flow rate 7 l/min (at 3 bar)
- with anti-scale system
- spray head Ø 100mm
- rosette 60 x 60 mm
- 1/2" connection
- This product can help a building meet the requirements of Green Building Rating Systems, e.g. LEED®, BREEAM®, DGNB

	Matte Black	28 504 670-33 0050
	Chrome	28 504 670-00 0050
	Brushed Platinum	28 504 670-06 0050
	Platinum	28 504 670-08 0050
	Dark Chrome	28 504 670-19 0050
	Brushed Light Gold	28 504 670-27 0050
	Brushed Durabronze (23kt Gold)	28 504 670-28 0050
	Brushed Champagne (22kt Gold)	28 504 670-46 0050
	Champagne (22kt Gold)	28 504 670-47 0050
	Brushed Chrome	28 504 670-93 0050
	Brushed Dark Platinum	28 504 670-99 0050

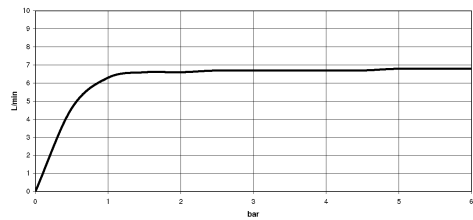
Shower head - Matte Black

28 504 670 Product version from 7/1/2022

mm [inches]



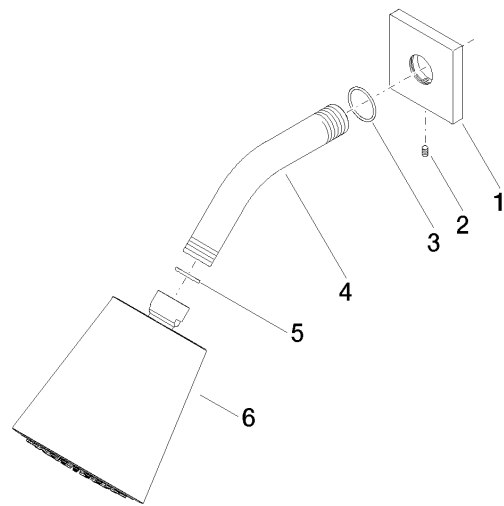
Flow rate chart



Shower head - Matte Black

28 504 670 Product version from 7/1/2022

Parts for other
finishes can be found
here: [Chrome](#)



Spare parts list

No.	Item Number	Name	Quantity used	Delivery time
1	09 27 98 003-33	rosette	1	30
2	09 31 11 048 90	pin	1	2
3	90 14 10 026 00 90	seal	1	2
4	09 11 03 011-33	connection	1	30
5	90 14 20 002 00 90	seal	1	2
6	90 12 05 054 00-33	shower	1	30