

MADISON Shower head - Brushed Durabrass (23kt Gold)

28 508 360 Product version from 7/1/2022



- 200mm projection
- ball-joint pivotable through 30°
- Three settings: PURIFY RAIN, COMPACT SOFT FLOW, COMPACT AQUAPRESSURE FLOW, max. flow rate 9 l/min (at 3 bar)
- with anti-scale system
- spray head Ø 94mm
- rosette Ø 55 mm
- 1/2" connection
- This product can help a building meet the requirements of Green Building Rating Systems, e.g. LEED®, BREEAM®, DGNB

	Brushed Durabrass (23kt Gold)	28 508 360-28 0050
	Chrome	28 508 360-00 0050
	Brushed Platinum	28 508 360-06 0050
	Platinum	28 508 360-08 0050
	Durabrass (23kt Gold)	28 508 360-09 0050
	Brushed Dark Platinum	28 508 360-99 0050

Recommended miscellaneous

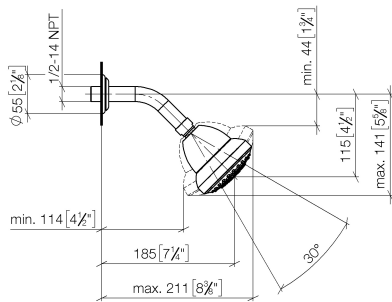


- Concealed wall elbow -** 35 085 970 90
- min. recess depth mm
 - max. recess depth mm

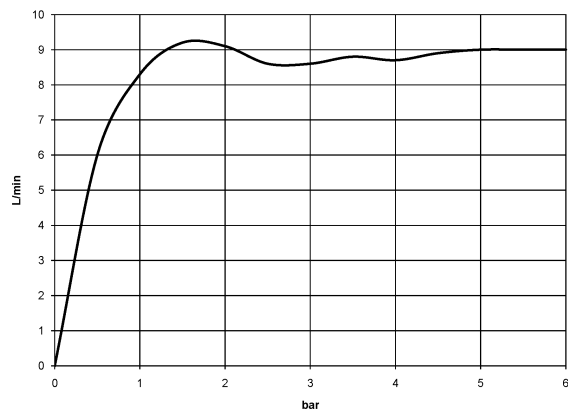
MADISON Shower head - Brushed Durabron (23kt Gold)

28 508 360 Product version from 7/1/2022

mm [inches]

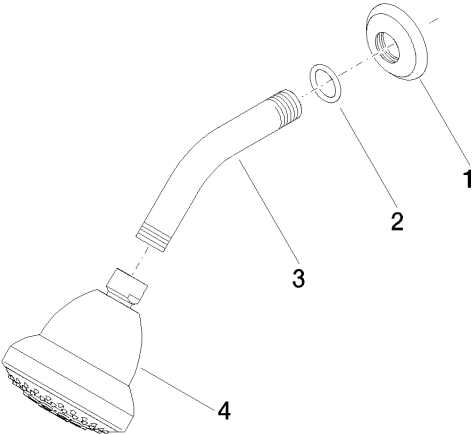


Flow rate chart



MADISON Shower head - Brushed Durabronz (23kt Gold)

28 508 360 Product version from 7/1/2022



Spare parts list

No.	Item Number	Name	Quantity used	Delivery time
1	09 27 35 003-28	rosette	1	60
2	90 14 10 026 00 90	seal	1	2
3	09 11 03 011-28	connection	1	20
4	04 12 11 120 00-28	shower	1	-

Spare part can no longer be ordered, please order the replacement item