


Rain shower with ceiling fixing 300 x 240 mm - Brushed Durabrand (23kt Gold)

MEM

28 775 980



- rain shower 300 x 240mm
- PURE RAIN, max. flow rate 6.8 l/min (at 3 bar)
- distance between ceiling and lower edge of the shower 165mm
- rosette 60 x 60, as required
- 1/2" connection
- with anti-scale system
- quick clearing
- This product can help a building meet the requirements of Green Building Rating Systems, e.g. LEED®, BREEAM®, DGNB

Fits: MEM, CL.1

	Brushed Durabrand (23kt Gold)	28 775 980-28 0050
		28 775 980-27 0050
	Chrome	28 775 980-00 0050
	Brushed Platinum	28 775 980-06 0050
	Platinum	28 775 980-08 0050
	Dark Chrome	28 775 980-19 0050
	Brushed Light Gold	28 775 980-27
	Matte Black	28 775 980-33 0050
	Brushed Champagne (22kt Gold)	28 775 980-46 0050
	Champagne (22kt Gold)	28 775 980-47 0050
	Brushed Chrome	28 775 980-93 0050
	Brushed Dark Platinum	28 775 980-99 0050

Recommended miscellaneous



Concealed wall elbow -

35 085 970 90

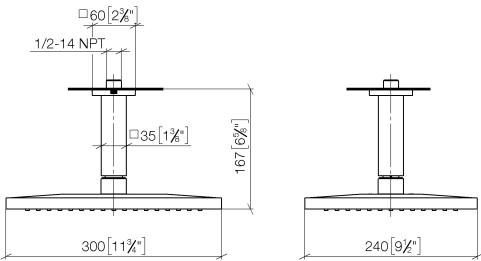
- max. recess depth 163 mm
- min. recess depth 90 mm

Rain shower with ceiling fixing 300 x 240 mm - Brushed Durabron (23kt Gold)

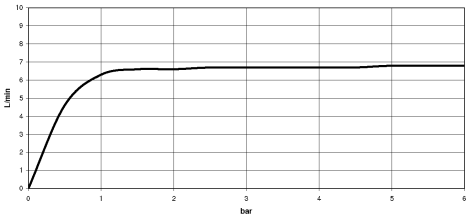
MEM

28 775 980

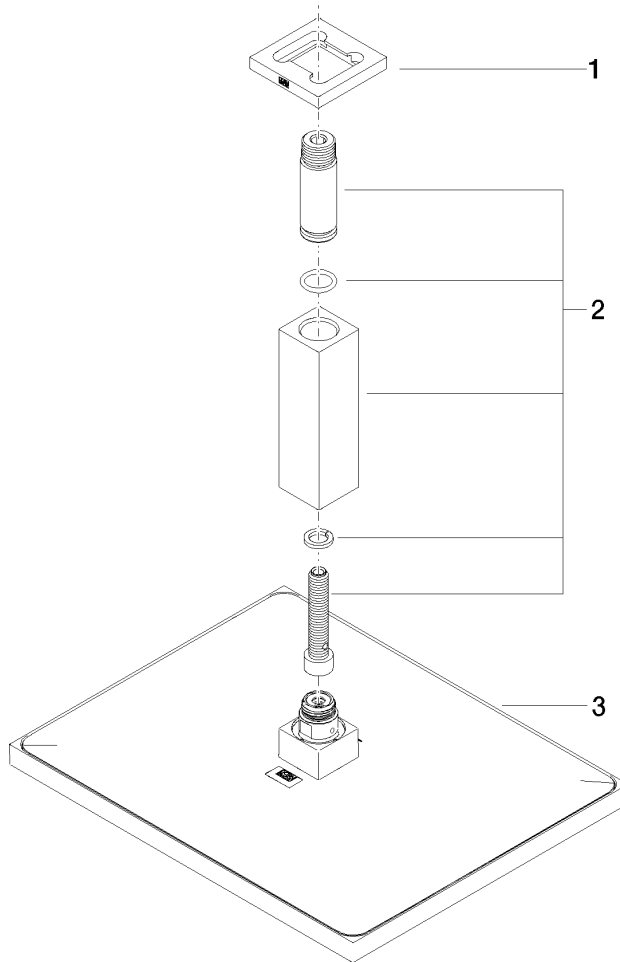
mm [inches]



Flow rate chart



Product version from 7/1/2022





Rain shower with ceiling fixing 300 x 240 mm - Brushed Durabrass (23kt Gold)

MEM

28 775 980

Spare parts list

Product version from 7/1/2022

No.	Item Number	Name	Quantity used	Delivery time
	09 27 98 017-28	rosette	3	20