

## LISSÉ Single-lever basin mixer with pop-up waste - Brushed Light Gold








LISSÉ

33 500 845

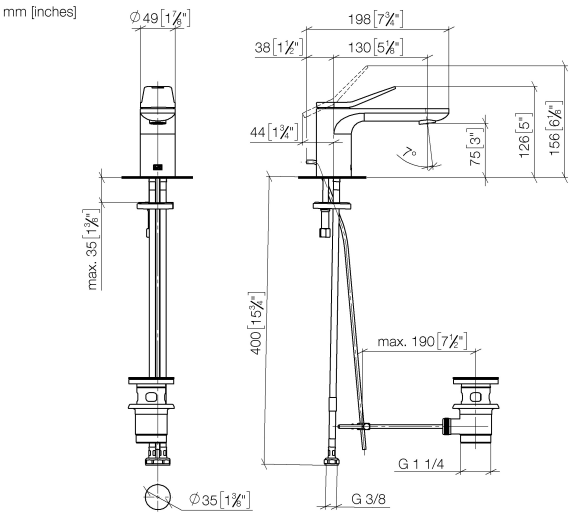


- 130mm projection
- 1 1/4" pop-up waste
- fixed spout
- circular, air-enriched flow
- height of mixer 127 mm
- height up to aerator 75 mm
- hole diameter 35 mm
- 2x screw-in M 8 x 1 pressure hose, leak-tested
- max. flow 5.7 l/min
- lead-free
- This product can help a building meet the requirements of Green Building Rating Systems, e.g. LEED®, BREEAM®, DGNB
- WRAS 1906074

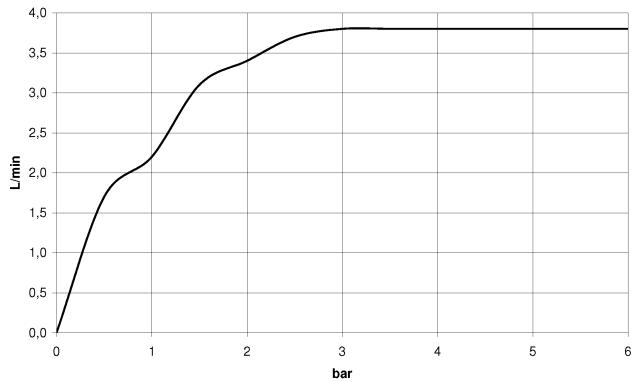
Only suitable for basins with an overflow.

	Brushed Light Gold	33 500 845-27
	Chrome	33 500 845-00
	Brushed Platinum	33 500 845-06
	Dark Chrome	33 500 845-19
	Matte Black	33 500 845-33
	Brushed Chrome	33 500 845-93
	Brushed Dark Platinum	33 500 845-99

33 500 845



Flow rate chart



Codes & Standards

DIN 4109

Executive Order  
no. 1007

ISO 3822

Ü-Zeichen



## LISSÉ Single-lever basin mixer with pop-up waste - Brushed Light Gold

---

LISSÉ

33 500 845

### Certificates

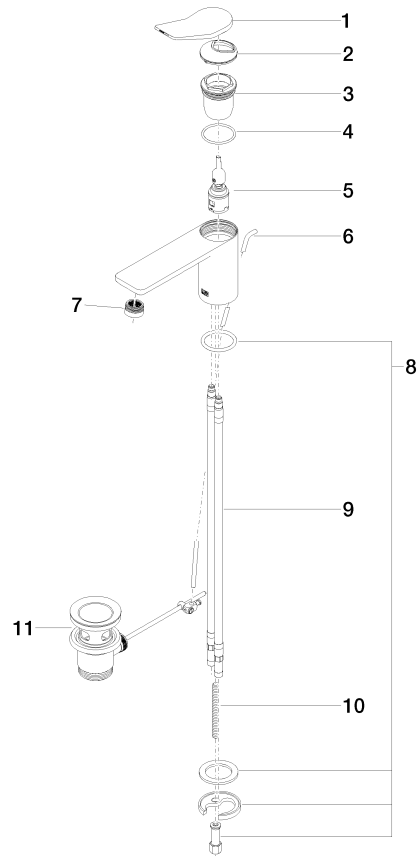
---

GDV\_0400

LGA\_29

**Product version from 5/3/2021**

Parts for other  
finishes can be found  
here: [Chrome](#)





## LISSÉ Single-lever basin mixer with pop-up waste - Brushed Light Gold

---

LISSÉ

33 500 845

### **Spare parts list**

**Product version from 5/3/2021**